

R920-F

RECTANGULAR RAPID FLASHING BEACON



MUTCD-compliant, pedestrian-activated warning beacon for uncontrolled marked crosswalks

- The R920-F is the benchmark for Rectangular Rapid Flashing Beacons (RRFBs)
- Ultra-efficient optics and Energy Management System (EMS)
- Compact design to simplify installation
- Proven technology platform
- Meets and exceeds MUTCD requirements, including IA-21

RRFBs have been found to provide vehicle yielding rates between 72 and 96 percent for crosswalk applications, including 4 lane roadways with average daily traffic (ADT) exceeding 12,000*.

Superior Design and Technology

The R920-F utilizes a self-contained solar engine integrating the Energy Management System (EMS) with an on-board user interface, housed in a compact enclosure together with the batteries and solar panel. A larger solar engine enables the R920-F to work with audible push button stations, passive activation sensors, and remote monitoring, as well as operate at higher intensities and increased activations in challenging environments.

Easy Installation

With its highly efficient and compact design, installation is quick and uncomplicated, dramatically reducing installation costs. Retrofitting can be done where existing sign bases are used to enhance existing marked crosswalks in minutes, and new installations can be completed without the cost of larger poles, new bases, and trenching.

Advanced User-Interface

The R920-F comes with an on-board user interface for quick configuration and status monitoring. It allows for simple in-the-field adjustment of flash pattern, duration, intensity, ambient auto adjust, night dimming, and many more. Settings are automatically sent wirelessly to all units in the system.

Reliable

Designed with Carmanah's industry-leading solar modeling tools to provide dependable year-after-year operation.

Trusted

With thousands of installations, Carmanah's beacons are the benchmark in traffic applications and other transportation applications worldwide.



WE SIMPLIFY PLANNING.

Contact us to get your Energy Balance Report and purchase specifications.

 1.844.412.8395

 traffic@carmanah.com

 carmanahtraffic.com

REPRESENTED IN YOUR REGION BY:

* U.S. Department of Transportation Federal Highways Administration, Publication No. FHWA-HRT-10-043 - "Effects of Yellow Rectangular Rapid-Flashing Beacons on Yielding at Multilane Uncontrolled Crosswalks"

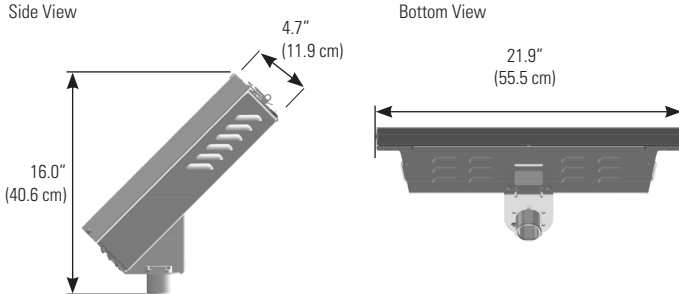
R920-F

RECTANGULAR RAPID FLASHING BEACON


1.844.412.8395 | traffic@carmanah.com | carmanahtraffic.com



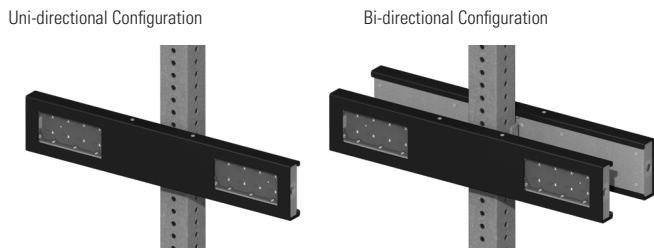
DIMENSIONS



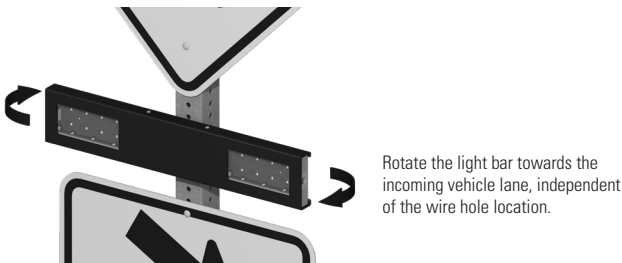
SOLAR ENGINE MOUNTING



LIGHT BAR CONFIGURATION



IN-THE-FIELD AIMING



	Adjustable system settings with auto-scrolling LED display on our latest EMS
	System test, status, and fault detection: battery, solar, button, beacon, radio, day/night
	Flash patterns: RFB1 (WW+S), RFB2 (WSDOT), 0.5 sec. alternating (MUTCD), 0.5 sec. unison (MUTCD), 0.1 sec. unison, 0.25 sec. unison, 0.1 sec. x3 quick flashes unison, 0.1 sec. x3 quick flashes alternating
	Input: momentary for push button activation, normally open switch, normally closed switch
	Flash duration: 5 sec. to 1 hr.
On-Board User Interface (OBU)	Intensity setting: 20 to 1400 mA for multiple RFBs, circular beacons, or LED enhanced signs
	Nighttime dimming: 10 to 100% of daytime intensity
	Ambient Auto Adjust: increases intensity during bright daytime
	Automatic Light Control: reduces intensity if the battery is extremely low
	Temperature correction: yellow or red beacons
	Calendar: internal time clock function
	Radio settings: enable/disable, selectable channel from 1 to 14
	Output: enabled when beacons flashing daytime and nighttime, or nighttime only
	Activation counts and data reporting via OBU or optional USB connection
	MUTCD interim approval IA-21 and MUTCDC compliant
Optical	Purpose-built light bar optics = maximum efficiency and no stray light Exceeds SAE J595 class 1 intensity by 2.5 to 3x when used as recommended Meets SAE J578 chromaticity
	3 in (76 mm) x 7 in (178 mm) clear, UV-rated polycarbonate lens with yellow LEDs
	High-power LEDs: +90% lumen maintenance (L90) based on IES LM-80
	Side-emitting pedestrian confirmation LEDs
Connectivity	Independent, stainless steel mounting brackets make back-to-back installation simple and enable in-field aiming for maximum effectiveness
	Yellow, black, or green powder coated light bar covers
	Encrypted, wireless radio with 2.4 GHz mesh technology
	Wireless update of settings from any unit to all systems on the same radio channel
	User-selectable multiple channels to group different beacons and ensure a robust wireless signal
Energy Collection	Communicates with all other Gen III radio-enabled systems including our R820-E, -F, and -G circular beacons
	Instantaneous wireless activation: <150 ms
	Wireless range: 1000 ft (305 m)
	Integrated, vandal-proof antenna
Energy Storage	30 W high-efficiency photovoltaic solar panel
	45 deg tilt for optimal energy collection
	Maximum Power Point Tracking with Temperature Compensation (MPPT-TC) battery charger for optimal energy collection in all solar and battery conditions
Solar Engine Construction	12 V 34 Ahr. battery system
	Replaceable, recyclable, sealed, maintenance-free, best-in-class AGM batteries offer the widest temperature range and longest life
	Battery design life: +5 yrs.
	Tool-less battery change with quick connect terminals and strapping for easy installation
	Weatherproof, gasketed enclosure with vents for ambient air transfer (NEMA 3R)
Environmental	Lockable, hinged lid for access to on-board user interface and batteries
	Corrosion-resistant aluminum with stainless steel hardware
	Raw aluminum finish or yellow, black, or green powder coated
	Prewired to minimize installation time
	High-efficiency optics and EMS = the most compact, lightweight system
Activation	39 lb (17.7 kg) including batteries, excluding beacons and push button
	-40 to 165° F (-40 to 74° C) system operating temperature
	-40 to 140° F (-40 to 60° C) battery operating temperature
	150 mph (241 kph) wind speed as per AASHTO LTS-6
Warranty	Push button: ADA-compliant, piezo-driven with visual LED and two-tone audible confirmation
	Audible push button station: ADA-compliant, piezo-driven with visual LED and customizable voice message confirmation
	Passive activation: microwave-based sensor detects pedestrian
5-year limited warranty	



Specifications subject to local environmental conditions, and may be subject to change.
 All Carmanah products are manufactured in facilities that are certified to ISO quality standards.
 US Patent No 6,573,659, Other patents pending.
 "Carmanah" and Carmanah logo are trademarks of Carmanah Technologies Corp.
 © 2018, Carmanah Technologies Corp.
 Document: SPEC_TRA_R920-F_RevA