

City of Conway, Arkansas  
2021 Consolidated Annual Performance  
Evaluation Report



Prepared By: Community Development Department

Director: Shawanna Rodgers



# City of Conway, Arkansas Consolidated Annual Performance Evaluation Report

Consolidated Annual Performance & Evaluation Report

Fiscal Year 2021

July 1, 2021 – June 30, 2022

Mayor Bart Castleberry

## **City Council Officials**

|                    |                     |
|--------------------|---------------------|
| Ward 1, Position 1 | Andy Hawkins        |
| Ward 2, Position 2 | David Grimes        |
| Ward 2, Position 1 | Anne Tucker         |
| Ward 2, Position 2 | Shelley Mehl        |
| Ward 3, Position 1 | Mark Ledbetter      |
| Ward 3, Position 2 | Mary Smith          |
| Ward 4, Position 1 | Theodore Jones, Jr. |
| Ward 4, Position 2 | Shelia Isby         |

Shawanna Rodgers, Community Development Director

Felicia Rogers, Community Development Project Coordinator

September 2022



## City of Conway, Arkansas Consolidated Annual Performance Evaluation Report

### **CR-05 - Goals and Outcomes**

#### **Progress the jurisdiction has made in carrying out its strategic plan and its action plan. 91.520(a)**

This could be an overview that includes major initiatives and highlights that were proposed and executed throughout the program year.

Throughout 2021, the City of Conway's main initiatives and focus were to continue the improvement of community facilities and public services. In 2021 we were still able to use the mega waiver through HUD that allowed us to provide emergency rental and utility assistance to individuals that were specifically affected by COVID-19. Though there were several individuals that needed assistance, we were not able to provide assistance because they were not directly impacted by COVID-19. In PY 2021 we were extremely excited to finally begin the remodeling of the city's Overnight Emergency Shelter, we received CARES Act funding that was geared toward this project, and we were able to leverage some city funding to help bring this project to fruition. Despite the slight challenge with the emergency rental and utility assistance in 2021 due to COVID funding restrictions, we were able to continue our assistance with transportation efforts for the mentally and developmentally disabled, homeless, senior citizens, abused women, and after school programs for children.

The program Year 2021 was the beginning of our 5-year Consolidated Plan. During 2021 we were able to add an additional pavilion and shade structures for 5th Avenue Park, which is a park in a low-income area of the City of Conway that has been transformed over the last few years, and is now utilized just as much as any other park in the city becoming one of the most popular parks in the city.

In 2021 funding was allocated towards the remodeling of an L-shaped building that was purchased in the previous Con-plan for the city's Overnight Emergency Shelter; we are also utilizing CARES Act funding for the shelter. We will continue to focusing the homeless community and our Overnight Emergency Shelter.



## City of Conway, Arkansas Consolidated Annual Performance Evaluation Report

Highlights include:

Creating safe, and suitable living environments in low-to moderate income areas as a goal by improving public park facilities. These improvements were addressed in the 5th Avenue Park Improvement project which is in a low to moderate income area.

**Comparison of the proposed versus actual outcomes for each outcome measure submitted with the consolidated plan and explain, if applicable, why progress was not made toward meeting goals and objectives. 91.520(g)**

Categories, priority levels, funding sources and amounts, outcomes/objectives, goal outcome indicators, units of measure, targets, actual outcomes/outputs, and percentage completed for each of the grantee's program year goals.

| Goal                 | Category  | Source / Amount | Indicator  | Unit of Measure  | Expected – Strategic Plan | Actual – Strategic Plan | Percent Complete | Expected – Program Year | Actual – Program Year | Percent Complete |
|----------------------|---|-----------------|--|------------------|---------------------------|-------------------------|------------------|-------------------------|-----------------------|------------------|
| Administration       | Administration  | CDBG:<br>\$     | Other  | Other            |                           | 0                       |                  | 2                       | 2                     | 100.00%          |
| Community Facilities | Homeless<br>Non-Homeless<br>Special Needs<br>Non-Housing<br>Community Development | CDBG:<br>\$     | Public Facility or Infrastructure<br>Activities other than Low/Moderate Income Housing Benefit | Persons Assisted | 80                        | 0                       | 0.00%            | 50                      | 0                     | 0.00%            |



## City of Conway, Arkansas Consolidated Annual Performance Evaluation Report

|                 |  |             |   |                     |     |     |       |     |     |         |
|-----------------|--|-------------|---|---------------------|-----|-----|-------|-----|-----|---------|
| Public Services | Homeless<br>Non-Homeless<br>Special Needs<br>Non-Housing<br>Community<br>Development | CDBG:<br>\$ | Public service activities<br>other than<br>Low/Moderate Income<br>Housing Benefit | Persons<br>Assisted | 0   | 359 |       | 345 | 345 | 100.00% |
| Public Services | Homeless<br>Non-Homeless<br>Special Needs<br>Non-Housing<br>Community<br>Development | CDBG:<br>\$ | Other   | Other               | 500 | 0   | 0.00% |     |     |         |

**Table 1 - Accomplishments – Program Year & Strategic Plan to Date**

**Assess how the jurisdiction’s use of funds, particularly CDBG, addresses the priorities and specific objectives identified in the plan, giving special attention to the highest priority activities identified.**

Federal CDBG funds were dedicated in the City of Conway to solve identified community challenges and meet priority needs. 2021 projects selected to address needs and objectives in the 2021-2025 Consolidated Plan and 2021 Annual Action Plan:

1. Repair and maintain streets and sidewalks
2. Enhance the capacity of the City’s drainage and stormwater runoff systems
3. Increase the supply of affordable suitable housing



## City of Conway, Arkansas Consolidated Annual Performance Evaluation Report

4. Provision of additional community facilities and public services
5. Economic Development

65% of the 2021 funding was utilized to complete the remodeling of an L-shaped office building for the Overnight Emergency Shelter. We will continue to assess each year the use of these transportation funds; however, we will look to shift our focus to the completion of the Overnight Emergency Shelter, Spruce Street Cottage development by Summerwood Inc., and continue to search for opportunities to increase public services.



## City of Conway, Arkansas Consolidated Annual Performance Evaluation Report

### CR-10 - Racial and Ethnic composition of families assisted

Describe the families assisted (including the racial and ethnic status of families assisted).

91.520(a)

|   | CDBG       |
|---|------------|
| White                                     | 201        |
| Black or African American                 | 139        |
| Asian                                     | 5          |
| American Indian or American Native        | 0          |
| Native Hawaiian or Other Pacific Islander | 0          |
| <b>Total</b>                              | <b>345</b> |
| Hispanic                                  | 7          |
| Not Hispanic                              | 338        |

Table 2 – Table of assistance to racial and ethnic populations by source of funds

### Narrative

The racial composition data above was estimated using information from agencies CDBG funded to provide public service. These numbers are also in accordance with the 2020 US Census profile for race and ethnicity. The City of Conway's population according to the 2020 Census consists of a 28% minority population. The profile breakdown of Race and Hispanic Origin according to the United States Census Bureau is as follows: 71.3% White, 17.9% African American, .2% American Indian & Native American, 1.9% Asian, 0.0% Native American/ Pacific Islander, 4.4% Hispanic or Latino and Two or More Races making up 3.6% with the African American population being the largest minority in the city of Conway. The composition table above indicates the 2021 CDBG program participants were as follows: 38.16% African American, 55.71% White, 4.73% bi-racial and 1.39% were of another Ethnic minority.

CDBG outreach includes residents, housing providers, non-profit organizations, organizations serving homeless, veterans, families, youth, special needs residents, private and public agencies, community leaders, business leaders, and organizations potentially discharging residents into homelessness.

Special emphasis is placed on efforts to reach low- to moderate-income households in target areas. The City of Conway facilitates collaborative efforts through meetings, presentations, neighborhoods,



City of Conway, Arkansas Consolidated Annual Performance Evaluation Report  
consultations, committee and community meetings, the Analysis of Impediments, and Continuum of Care  
meetings.





## City of Conway, Arkansas Consolidated Annual Performance Evaluation Report

### CR-15 - Resources and Investments 91.520(a)

#### Identify the resources made available

| Source of Funds | Source           | Resources Made Available | Amount Expended During Program Year |
|-----------------|------------------|--------------------------|-------------------------------------|
| CDBG            | public - federal | 488,416                  | 147,045                             |

Table 3 - Resources Made Available

#### Narrative

Project funding for the Overnight Emergency Shelter is included in PY 2021 funding which will be used in PY 2022 to help complete this project. We were unable to assist as many residents as we anticipated under the Mega Waiver for Rental & Utilities assistance due to the restrictions and residents having to be directly affected by COVID-19.

#### Identify the geographic distribution and location of investments

| Target Area       | Planned Percentage of Allocation | Actual Percentage of Allocation | Narrative Description  |
|-------------------|----------------------------------|---------------------------------|--|
| LMI Census tracts | 25                               | 65                              | Used for funding Public Services, and Community Facility Renovation (project is ongoing) |

Table 4 – Identify the geographic distribution and location of investments

#### Narrative



## City of Conway, Arkansas Consolidated Annual Performance Evaluation Report

### **Leveraging**

**Explain how federal funds leveraged additional resources (private, state and local funds), including a description of how matching requirements were satisfied, as well as how any publicly owned land or property located within the jurisdiction that were used to address the needs identified in the plan.**

The City of Conway's CDBG amount of funding received makes it challenging to leverage funding at times. However, in funding the renovations for the Overnight Emergency Shelter, which is in a low-income area, CDBG was able to leverage funding with the City of Conway to complete the renovations. CDBG continues to leverage its funding with nonprofits that provide transportation services for the mentally ill, disabled children and adults, and low-income children. The city will continue to make every effort to spend our dollars wisely.



## City of Conway, Arkansas Consolidated Annual Performance Evaluation Report

### CR-20 - Affordable Housing 91.520(b)

Evaluation of the jurisdiction's progress in providing affordable housing, including the number and types of families served, the number of extremely low-income, low-income, moderate-income, and middle-income persons served.

|  | One-Year Goal | Actual   |
|--|---------------|----------|
| Number of Homeless households to be provided affordable housing units      | 0             | 0        |
| Number of Non-Homeless households to be provided affordable housing units  | 0             | 0        |
| Number of Special-Needs households to be provided affordable housing units | 0             | 0        |
| <b>Total</b>   | <b>0</b>      | <b>0</b> |

Table 5 – Number of Households

|  | One-Year Goal | Actual    |
|--|---------------|-----------|
| Number of households supported through Rental Assistance             | 50            | 3         |
| Number of households supported through The Production of New Units   | 12            | 8         |
| Number of households supported through Rehab of Existing Units       | 0             | 0         |
| Number of households supported through Acquisition of Existing Units | 0             | 0         |
| <b>Total</b>   | <b>62</b>     | <b>11</b> |

Table 6 – Number of Households Supported

Discuss the difference between goals and outcomes and problems encountered in meeting these goals.



## City of Conway, Arkansas Consolidated Annual Performance Evaluation Report

In 2021 the Annual Action Plan listed the City of Conway will focus on the Overnight Emergency Shelter which renovations have begun. The overnight emergency shelter will be located at 1116 Gum Street. The overall process began slowly due to structural concerns and supply change demands in receiving needed construction materials. However, our contractors have worked well despite the challenges and the shelter construction is moving along well.

Transportation remains a priority for the City of Conway's use of CDBG funding due to the lack of public transit. Rental and utility assistance was provided in 2021 however due to funding being directly associated with individuals being affected by COVID-19 we did not have many applicants that met those qualifications to received funding.

We are continuing to work on the revitalization of the Pine Street Neighborhood, but no CDBG funding has been allocated towards this project since 2017. At this point, the private developer, Summerwood Development Inc., has completed 6 owner-occupied homes and 3 of the homeowners have utilized Down Payment Assistance provided by the city through CDBG funding.

Since the start of 2021, as the pandemic has slowed construction due to the challenges in obtaining building materials. The private developer has done a great job at adjusting and keeping the projects moving. We currently have 6 owner occupied homes, 2 home that are completed and ready for move in, 3 currently under construction, and 1 that is staked and ready for construction. We are anticipating the completion of this project by winter 2023.

### **Discuss how these outcomes will impact future annual action plans.**

In the future, we will refocus our funding utilization back to homelessness. We received additional CARES Act funding in 2020, however, the funding was utilized in an amendment for our 2019 Annual Action Plan, rather than 2020. In 2021, we will continue funding our Overnight Emergency Shelter and are anticipating the continuation of the remodel of the property located at 1116 Gum Street. We will be able to provide more insight and updates on the Overnight Emergency Shelter in the 2022 CAPER.

**Include the number of extremely low-income, low-income, and moderate-income persons served by each activity where information on income by family size is required to determine the eligibility of the activity.**

| Number of Households Served | CDBG Actual | HOME Actual |
|-----------------------------|-------------|-------------|
| Extremely Low-income        | 211         | 0           |
| Low-income                  | 121         | 0           |



City of Conway, Arkansas Consolidated Annual Performance Evaluation Report

|                 |            |          |
|-----------------|------------|----------|
| Moderate-income | 24         | 0        |
| <b>Total</b>    | <b>356</b> | <b>0</b> |

**Table 7 – Number of Households Served**

**Narrative Information**



## City of Conway, Arkansas Consolidated Annual Performance Evaluation Report

### **CR-25 - Homeless and Other Special Needs 91.220(d, e); 91.320(d, e); 91.520(c)**

**Evaluate the jurisdiction's progress in meeting its specific objectives for reducing and ending homelessness through:**

#### **Reaching out to homeless persons (especially unsheltered persons) and assessing their individual needs**

The City of Conway's CDBG Program is actively involved in the Toad Suck Continuum of Care. Conway is located in Faulkner County, Arkansas. The area was formerly paired with Conway and Perry Counties to form the Toad Suck Continuum of Care. When the state consolidated continuums between 2010 and now, Toad Suck became part of the larger Balance of State Continuum. The members of the Balance of State Continuum include Faulkner, Perry, and Conway County non-profit entities who still meet monthly to address a variety of social needs such as affordable housing, homelessness, and special needs populations. The Toad Suck Coalition meet monthly as well. These meetings are very beneficial and the various agencies that are involved in the both the Toad Suck Coalition and the Balance of State continuum, all serve the different needs that vary in the homeless community. The CDBG Administrator and CDBG Coordinator participate in both the Toad Such Continuum of Care and the Balance of State meetings monthly to stay a brisk of current needs within our community.

#### **Addressing the emergency shelter and transitional housing needs of homeless persons**

Conway is very fortunate to have four organizations in the City of Conway that provide supportive housing for all of Faulkner County. Bethlehem House is a true transitional housing shelter that provides for the needs of the homeless in Conway. The Rise House is Conway's only women's shelter that provides supportive housing to women and children that are in abusive environments. The City of Hope Outreach supports two LMI mobile home parks and provides emergency shelter for two singles at a time. The Ministry Center is also an organization that provides services for homes and office space for several non-profits that directly impact the homeless and low incomes. In addition to these housing agencies, the Community Action Program of Central Arkansas provides assistance to the homeless through project homeless connect as well as utility assistance.

A yearly point in time count is completed for all the facilities in order to keep up with the number of homeless being served in the three county areas. In 2019, CDBG purchased a vacant building and a neighboring home. Since the purchase of this building with the goal of renovating it into an Overnight Emergency Shelter, we have secured an architecture firm—Level 5 Architects whom they have completed



## City of Conway, Arkansas Consolidated Annual Performance Evaluation Report

a design for the overnight emergency shelter that will also be post-Covid friendly; we have also secured a contractor – Frank A Rogers and Company who have begun construction on the renovations. This project is estimated to be complete in early 2023. We used the additional allocation that we received from the CARES Act funding to fund expenses related to the Overnight Emergency Shelter. We plan on using the project funding received for 2022 as additional funding for the shelter.

**Helping low-income individuals and families avoid becoming homeless, especially extremely low-income individuals and families and those who are: likely to become homeless after being discharged from publicly funded institutions and systems of care (such as health care facilities, mental health facilities, foster care and other youth facilities, and corrections programs and institutions); and, receiving assistance from public or private agencies that address housing, health, social services, employment, education, or youth needs**

The City of Conway at this current time is not an agency that can fully address the needs. However, the city does provide support and CDBG funding to assist agencies to help make the transition to permanent housing and independent living much easier and to prevent these individuals and families from becoming homeless again.

**Helping homeless persons (especially chronically homeless individuals and families, families with children, veterans and their families, and unaccompanied youth) make the transition to permanent housing and independent living, including shortening the period of time that individuals and families experience homelessness, facilitating access for homeless individuals and families to affordable housing units, and preventing individuals and families who were recently homeless from becoming homeless again**

The city is still planning future collaborations with other local businesses to participate in the "work local" program. We believe that creating these opportunities will allow those who are struggling with having consistent housing, to transition to more permanent housing and prevent them from becoming homeless again. In addition to employment opportunities.



## City of Conway, Arkansas Consolidated Annual Performance Evaluation Report

### **CR-30 - Public Housing 91.220(h); 91.320(j)**

#### **Actions taken to address the needs of public housing**

Conway Housing authority provides 92 units for low-income public housing for families, the elderly, and persons with disabilities. 300 families receive assistance with rent through the Section 8 Rental Assistance Program, where a family finds a dwelling unit that meets local and federal guidelines. There are 112 apartments available for elderly persons 62 years of age and older or disabled. There is a waiting list for these programs. Rent is based upon 30% of their adjusted income. Eligibility: low-income family, elderly or disabled. Verification is required for eligibility. In 2020 the city also completed an Analysis of Impediments to identify areas of need in housing.

#### **Actions taken to encourage public housing residents to become more involved in management and participate in homeownership**

The city is in the process of working with a private developer to build 12 cottage homes. Currently, 6 homes have been constructed and are occupied, 2 are ready to be occupied, 3 are currently under construction and 1 is staked and ready for construction. Covid-19 has delayed the project some, however, 3 of the 6 owner occupied homes owners were eligible for the homebuyer subsidy program offered by the city through CDBG. Seven of the 12 cottage homes will participate in the homeownership subsidies that will allow the buyers to receive assistance for fees and the down payments associated with purchasing a home. The income eligibility are be based on the latest HUD income limits for low to moderate-income persons based on family size.

#### **Actions taken to provide assistance to troubled PHAs**

Conway Housing Authority is not designated as troubled.





## City of Conway, Arkansas Consolidated Annual Performance Evaluation Report

### **CR-35 - Other Actions 91.220(j)-(k); 91.320(i)-(j)**

**Actions taken to remove or ameliorate the negative effects of public policies that serve as barriers to affordable housing such as land use controls, tax policies affecting land, zoning ordinances, building codes, fees and charges, growth limitations, and policies affecting the return on residential investment. 91.220 (j); 91.320 (i)**

The City of Conway is committed to establishing and maintaining facilitative relationships with organizations and institutions that are service providers in an attempt to lessen the gaps in the institutional structure. Non-profit, private, and public entities are encouraged to provide housing opportunities. The City of Conway will continue to engage in and support collaborative efforts combining local government, non-profit organizations, and private sector enterprise and resources to low- and moderate-income residents. The City will preserve and protect existing housing units as a means of stabilizing neighborhoods and enhancing property values.

The City of Conway Housing Authority has an excellent relationship with the Mayor, the CDBG Administrator, and the City Council. The City of Conway City Council approves all Conway Housing Authority Commissioners, and the City assists the Housing Authority in every way possible. Over the past 10 years, the city has targeted the Pine Street Neighborhood for redevelopment. This historical African American neighborhood sits in the heart of the city near downtown. Pine Street's demographics show a high percentage of rental homes, a population that is less educated with higher poverty rates than the rest of the city. The housing stock within the neighborhood is also smaller and older than the areas nearby it.

In 2019, the city partnered with a private developer to completed Old Conway Village. The developers received a low-income housing tax credit which allowed renters to buy their home after 15 years. In doing this in other cities, they reported that they have observed that tenants tend to take better care of their homes and treat it as though they are already homeowners. This leads to better quality renters, increasing the quality of the neighborhood, in turn eliminating the negative effects that can come with affordable housing.

### **Actions taken to address obstacles to meeting underserved needs. 91.220(k); 91.320(j)**

All funding went to serve low to moderate-income individuals. Public Services, namely transportation, also constitute a significant portion of spending for 2021. This program year, CDBG was able to complete the renovation of the 5th Avenue Park, a park in a low-income area. Prior to the renovation, the



## City of Conway, Arkansas Consolidated Annual Performance Evaluation Report

park was not being utilized as much as other parks in the city.

After the renovations and the addition of a splash pad, the park has seen a tremendous increase in attendance. The city also understands that transportation is more of an obligation to the low to moderate income citizens than other services and fulfills these needs first. The subgrantees providing transportation with CDBG funding cater to abused women and children, disabled adults, and low to moderate income children for after school care. The purchase and beginning phase of the renovation of the Overnight Emergency Shelter allows the city to shift its focus to the homeless population, a severely underserved population.

It is our hope that this shelter allows those who are homeless to receive safe shelter, case management, and can eventually transition back into a stable lifestyle.

### **Actions taken to reduce lead-based paint hazards. 91.220(k); 91.320(j)**

CAPCA housing staff has all been certified on lead paint rules. Through CAPCA, our strategy for addressing: lead-based paint in home rehabilitation includes:

- Education of Household members
- Incorporation of lead-based paint regulations in contracts
- No lead-based paint to be used in new construction or rehab.
- All structures built before 1978 are assumed to involve lead based paint.
- All surfaces are required to be covered with materials such as hardboard, plywood, drywall, or plaster before any repair or repainting.

### **Actions taken to reduce the number of poverty-level families. 91.220(k); 91.320(j)**

Economic development and expanding opportunity throughout the community are clear priorities for the City of Conway. The city utilized the city Strategic Plan that was created for 2021 and the Chamber of Commerce's 2035 Strategic Plan. Both plans includes strategies that build on the city's economic infrastructure and promote job growth and vitality throughout the community.

### **Actions taken to develop institutional structure. 91.220(k); 91.320(j)**

The City of Conway is committed to establishing and maintaining facilitative relationships with



## City of Conway, Arkansas Consolidated Annual Performance Evaluation Report

organizations and institutions who are service providers in an attempt to lessen the gaps in the institutional structure. Non-profit, private, and public entities are encouraged to provide housing opportunities.

### **Actions taken to enhance coordination between public and private housing and social service agencies. 91.220(k); 91.320(j)**

Old Conway Village was completed in the summer of 2019. It was well received by the Conway community and the homes have remained full since the opening. In addition to Old Conway Village, Summerwood Inc. is still in the process of developing 12 cottage homes on Spruce Street in the Pine Street Neighborhood. Six of the twelve homes are complete, and owner occupied. Three buyers qualified for the down payment assistance program. The remainder of the homes are currently being built and under contract.

The city has partnered with private developers with experience in developing other private areas in neighboring cities and using Low-income housing tax credit. Although the homes are not considered public housing, the homes include subsidies that will assist in reducing the cost and making them more affordable, and the renter will have the opportunity to purchase the home at a lower expense after fifteen years. Both private developers developed housing and units that are affordable and reach our low to moderate income population

### **Identify actions taken to overcome the effects of any impediments identified in the jurisdictions analysis of impediments to fair housing choice. 91.520(a)**

One of the impediments identified in the analysis of impediments to fair housing is the disproportionately high home purchase loan denial rates that exist for racial and ethnic minorities. With one of our focuses being on the Pine Street Revitalization--an area that is predominantly African American, the city is building homes in that area that are affordable and have a path to homeownership.

With this path, low to moderate income renters in that area will be able to eventually own their homes without being denied loans, ideally decreasing the amount of racial and ethnic minorities that are denied loans.



## City of Conway, Arkansas Consolidated Annual Performance Evaluation Report

### **CR-40 - Monitoring 91.220 and 91.230**

**Describe the standards and procedures used to monitor activities carried out in furtherance of the plan and used to ensure long-term compliance with requirements of the programs involved, including minority business outreach and the comprehensive planning requirements**

The Grantee takes an active role in all non-public service projects performing onsite visits throughout execution. If the Grantee does not directly oversee the project, onsite monitoring is conducted at least once per year. The CDBG administrator and the CDBG coordinator complete weekly site visits and take photos of both developments. While the townhomes were being constructed, weekly site visits and communication with the developers were a high priority. the same process is being followed for the cottage homes and the overnight emergency shelter renovations. All subrecipients are required to enter into an agreement with the city that states all expectations and guidelines of the grant funding. Subrecipients attend a post award meeting after notice of funding to review said agreement and answer any questions. Monitoring reviews of the subrecipient are also completed each fiscal year. This allows the CDBG administrator to directly assess the implementation of the grant and ensure that HUD income requirements are being met. The CDBG administrator also attends agency board meetings as an additional observation measure. Transportation is a major need in Conway as identified by several studies including a health care assessment by Conway Regional Medical Center and a needs assessment by the United Way of Central Arkansas. The Conway City Council expressed an interest in providing transportation as a priority. Transportation programs funded by Conway CDBG benefit abused women and children, developmentally disabled adults, and an after-school program.

Transportation programs have a dramatic effect on our community in that at-risk populations are provided a better quality of life through CDBG funded programs. High risk children now have tutoring, mentorship, and sports activities after school rather than being home alone. Senior Citizens are able to remain in their homes for years with an enhanced quality of life rather than relying on assisted living or a nursing facility. Disabled adults are able to find and maintain employment. Subrecipients are given an estimate as to when funding will be available during pre-application training. All subrecipients are made aware that funding will only be reimbursed for money spent after signing the contract agreements. The city will continue to improve the monitoring process and will keep documentation of correspondence with subrecipients and monitoring details.

Desk monitoring is something that the CDBG Administrator completed with all agencies in the 2021 program year.



## City of Conway, Arkansas Consolidated Annual Performance Evaluation Report

### **Citizen Participation Plan 91.105(d); 91.115(d)**

#### **Describe the efforts to provide citizens with reasonable notice and an opportunity to comment on performance reports.**

The CAPER planning document for 2021 was posted online at Community Development | City of Conway, Arkansas ([conwayarkansas.gov](http://conwayarkansas.gov)). The Consolidated Annual Performance Evaluation Report notice was published on Friday September 9, 2022 in the local newspaper. The comment period was open from September 9, 2022 - September 23, 2022.

There was also a 15-day comment period prior to the submission of the CAPER allowing citizens the opportunity to voice any questions or concerns that they have about the 2021 CAPER. This information was submitted to the local newspaper and on the City's website.

### **CR-45 - CDBG 91.520(c)**

#### **Specify the nature of, and reasons for, any changes in the jurisdiction's program objectives and indications of how the jurisdiction would change its programs as a result of its experiences.**

The City of Conway CDBG program did not modify program objectives for PY 2021. The goal of renovations for the Overnight Emergency Shelter has not waived and is anticipated that this project will be completed in Spring of PY2022.

During PY2021, The HUD mega waiver allowed us to provide rental and utility assistance as well. Assistance was needed however, we were unable to assist many individuals due to the funding approval that individuals had to be directly affected by Covid-19.

#### **Does this Jurisdiction have any open Brownfields Economic Development Initiative (BEDI) grants?**

No

**[BEDI grantees] Describe accomplishments and program outcomes during the last year.**



## City of Conway, Arkansas Consolidated Annual Performance Evaluation Report

### **CR-45 - CDBG 91.520(c)**

**Specify the nature of, and reasons for, any changes in the jurisdiction's program objectives and indications of how the jurisdiction would change its programs as a result of its experiences.**

The City of Conway CDBG program did not modify program objectives for PY 2021. The goal of renovations for the Overnight Emergency Shelter has not waived and it is anticipated that this project will be completed the in Spring of PY2022.

During PY2021, The HUD mega waiver allowed us to provide rental and utility assistance as well. Assistance was needed however, we were unable to assist many individuals due to the funding approval that individuals had to be directly affected by Covid-19.

**Does this Jurisdiction have any open Brownfields Economic Development Initiative (BEDI) grants?**

No

**[BEDI grantees] Describe accomplishments and program outcomes during the last year.**



## City of Conway, Arkansas Consolidated Annual Performance Evaluation Report

### CR-58 – Section 3

**Identify the number of individuals assisted and the types of assistance provided**

| <b>Total Labor Hours</b>              | <b>CDBG</b> | <b>HOME</b> | <b>ESG</b> | <b>HOPWA</b> | <b>HTF</b> |
|---------------------------------------|-------------|-------------|------------|--------------|------------|
| Total Number of Activities            | 0           | 0           | 0          | 0            | 0          |
| Total Labor Hours                     | 0           |             |            |              |            |
| Total Section 3 Worker Hours          | 0           |             |            |              |            |
| Total Targeted Section 3 Worker Hours | 0           |             |            |              |            |

**Table 8 – Total Labor Hours**

| <b>Qualitative Efforts - Number of Activities by Program</b>  | <b>CDBG</b> | <b>HOME</b> | <b>ESG</b> | <b>HOPWA</b> | <b>HTF</b> |
|---|-------------|-------------|------------|--------------|------------|
| Outreach efforts to generate job applicants who are Public Housing Targeted Workers   | 0           |             |            |              |            |
| Outreach efforts to generate job applicants who are Other Funding Targeted Workers.   | 0           |             |            |              |            |
| Direct, on-the job training (including apprenticeships).  | 0           |             |            |              |            |
| Indirect training such as arranging for, contracting for, or paying tuition for, off-site training.   | 0           |             |            |              |            |
| Technical assistance to help Section 3 workers compete for jobs (e.g., resume assistance, coaching).  | 0           |             |            |              |            |
| Outreach efforts to identify and secure bids from Section 3 business concerns.  | 0           |             |            |              |            |
| Technical assistance to help Section 3 business concerns understand and bid on contracts.   | 0           |             |            |              |            |
| Division of contracts into smaller jobs to facilitate participation by Section 3 business concerns.   | 0           |             |            |              |            |
| Provided or connected residents with assistance in seeking employment including: drafting resumes, preparing for interviews, finding job opportunities, connecting residents to job placement services. | 0           |             |            |              |            |
| Held one or more job fairs.   | 0           |             |            |              |            |
| Provided or connected residents with supportive services that can provide direct services or referrals.   | 0           |             |            |              |            |
| Provided or connected residents with supportive services that provide one or more of the following: work readiness health screenings, interview clothing, uniforms, test fees, transportation.          | 0           |             |            |              |            |
| Assisted residents with finding child care.   | 0           |             |            |              |            |
| Assisted residents to apply for, or attend community college or a four year educational institution.  | 0           |             |            |              |            |
| Assisted residents to apply for, or attend vocational/technical training.   | 0           |             |            |              |            |
| Assisted residents to obtain financial literacy training and/or coaching.   | 0           |             |            |              |            |



## City of Conway, Arkansas Consolidated Annual Performance Evaluation Report

|  |   |  |  |  |  |
|--|---|--|--|--|--|
| Bonding assistance, guaranties, or other efforts to support viable bids from Section 3 business concerns.  | 0 |  |  |  |  |
| Provided or connected residents with training on computer use or online technologies.  | 0 |  |  |  |  |
| Promoting the use of a business registry designed to create opportunities for disadvantaged and small businesses.                                    | 0 |  |  |  |  |
| Outreach, engagement, or referrals with the state one-stop system, as designed in Section 121(e)(2) of the Workforce Innovation and Opportunity Act. | 0 |  |  |  |  |
| Other.   | 0 |  |  |  |  |

**Table 9 – Qualitative Efforts - Number of Activities by Program**

### Narrative





City of Conway, Arkansas Consolidated Annual Performance Evaluation Report

## **Attachment**

### **2021 CAPER Comment Period**



## City of Conway, Arkansas Consolidated Annual Performance Evaluation Report

AFFP

NOTICE OF COMMENT PERIOD

### Affidavit of Publication

STATE OF AR )  
COUNTY OF FAULKNER ) SS

Mathew Smith, being duly sworn, says:

That he is Classified Director of the Log Cabin Democrat, a daily newspaper of general circulation, printed and published in Conway, Faulkner County, AR; that the publication, a copy of which is attached hereto, was published in the said newspaper on the following dates:

September 09, 2022

Publisher's Fee: \$ 240.20

That said newspaper was regularly issued and circulated on these dates:

SIGNED:

Subscribed to and sworn to me this 9th day of September 2022.

  
Janet Melton, Notary Public W/0-2032

00002534 70468066

City of Conway-Legal Dept  
1111 Main St.  
CONWAY, AR 72032

NOTICE OF COMMENT PERIOD  
CAPER (Consolidated Annual Performance Evaluation Report)

Friday, September 9, 2022 --  
Friday, September 23, 2022

Notice is hereby given that in accordance with 24 CFR 81.01 (P.10) the City of Conway has opened a 15 day public comment period on the draft 2021 Consolidated Annual Performance and Evaluation Report (CAPER). The 2021 CAPER draft is available online on the City's website on September 9th, 2022 at <https://conwayarkansas.gov/cuber/>.

The Consolidated Annual Performance Evaluation Report (CAPER) is an overall review of the City of Conway's housing and community development activities undertaken in 2021. It is part of the Consolidated Planning process, which is a prerequisite to receiving federal HUD funds. The CAPER addresses the amount of Federal funding that is distributed through the programs, where the money is spent, and it assesses how that spending addresses the housing and community development needs that the City of Conway has outlined in its Consolidated Plan. In 2021, the HUD program received \$489,410 for development and public service activities. The City of Conway also received \$604,343 from the CARES ACT funding. The CARES ACT funding was used for emergency relief in utility assistance, emergency small business grants, and the eventual emergency shelter.

The City of Conway is in the second year of a five-year Consolidated Plan. The Consolidation Plan (2021-2025), Analysis of Impacts, and the 2021 CAPER Report are available online at: <https://conwayarkansas.gov/cuber/>

The deadline for considering written comments is Friday, September 23, 2022. Comments should be addressed to Shawanna Rodgers at 1111 Main Street, Suite 102 Conway, AR 72032, or e-mailed to [adag@conwayarkansas.gov](mailto:adag@conwayarkansas.gov). A summary of comments will be submitted to HUD.

Non-English Speaking residents with Limited English Proficiency (LEP) and citizens with speech, sight or hearing impairments who wish to review or comment on the Draft CAPER 2021 should contact Shawanna Rodgers, CDBG Administrator, 1111 Main Street, Suite 102 Conway, AR 72032, 501.450.8100, (Voice/TTY: 711) or the following email address: [adag@conwayarkansas.gov](mailto:adag@conwayarkansas.gov). If you need a hard copy of the Draft CAPER 2021, please call the number above.

The City of Conway is an Equal Opportunity Employer and does not discriminate on the basis of race, color, religion, sex, national origin, marital or veteran status, disability status or other locally protected statuses.

Each request will be considered individually according to the type of assistance requested, the availability of resources, and the financial ability of the City to provide accommodations.

JANET MELTON  
NOTARY PUBLIC-STATE OF ARKANSAS  
CRAWFORD COUNTY  
My Commission Expires 09-09-2032  
Commission No. 12389019



## City of Conway, Arkansas Consolidated Annual Performance Evaluation Report

CAPLR PY2021

15 day comment Period

No comments were received.



## City of Conway, Arkansas Consolidated Annual Performance Evaluation Report

### **2021 PR-02**



## City of Conway, Arkansas Consolidated Annual Performance Evaluation Report

U.S. DEPARTMENT OF HOUSING AND  
URBAN DEVELOPMENT  
OFFICE OF COMMUNITY PLANNING AND  
DEVELOPMENT  
PR02 - CDBG and CDBG-CV Activity Detail  
Report

DATE: 9/28/2022  
TIME: 1:33:17 PM  
PAGE: 1/7

### IDIS

| State Code | Grantee | IDIS Activity ID | Plan Year | Activity to prevent, prepare for, and respond to Coronavirus |
|------------|---------|------------------|-----------|--|
| AR         | CONWAY  | 274              | 2021      | No   |



## City of Conway, Arkansas Consolidated Annual Performance Evaluation Report

U.S. DEPARTMENT OF HOUSING AND  
URBAN DEVELOPMENT  
OFFICE OF COMMUNITY PLANNING AND  
DEVELOPMENT  
PR02 - CDBG and CDBG-CV Activity Detail  
Report

DATE: 9/28/2022  
TIME: 1:33:17 PM  
PAGE: 2/7

### IDIS

|                                  |
|----------------------------------|
| Activity Name                    |
| 2021 Overnight Emergency Shelter |



## City of Conway, Arkansas Consolidated Annual Performance Evaluation Report

U.S. DEPARTMENT OF HOUSING AND  
URBAN DEVELOPMENT  
OFFICE OF COMMUNITY PLANNING AND  
DEVELOPMENT  
PR02 - CDBG and CDBG-CV Activity Detail  
Report

DATE: 9/28/2022  
TIME: 1:33:17 PM  
PAGE: 3/7

### IDIS

| Activity Description   | Matrix Code |
|--|-------------|
| This project will include the acquisition and rehabilitation of an office building in a low-to-moderate income area for the purpose of creating an overnight emergency shelter, the first in the city of Conway. The office building is 4,836 sq. ft. and is currently vacant. The rehab will include, but is not limited to: building renovations, electrical, plumbing, mechanical, and HVAC upgrades, roof rehabilitation, structural renovation to create additional space for dormitories and day room and parking lot expansion. | 03C         |



City of Conway, Arkansas Consolidated Annual Performance Evaluation Report

U.S. DEPARTMENT OF HOUSING AND  
URBAN DEVELOPMENT  
OFFICE OF COMMUNITY PLANNING AND  
DEVELOPMENT  
PR02 - CDBG and CDBG-CV Activity Detail  
Report

DATE: 9/28/2022  
TIME: 1:33:17 PM  
PAGE: 4/7

IDIS

| Matrix Code Description                   | Activity Status | National Objective Code | Address Sequence | Activity Address 1 |
|---|-----------------|-------------------------|------------------|--------------------|
| Homeless Facilities (not operating costs) | Open            | LMC                     | 1                | 1116 Gum St        |





City of Conway, Arkansas Consolidated Annual Performance Evaluation Report

U.S. DEPARTMENT OF HOUSING AND  
URBAN DEVELOPMENT  
OFFICE OF COMMUNITY PLANNING AND  
DEVELOPMENT  
PR02 - CDBG and CDBG-CV Activity Detail  
Report

DATE: 9/28/2022  
TIME: 1:33:17 PM  
PAGE: 5/7

IDIS

| Activity Address 2 | Activity Address 3 | City   | State |
|--------------------|--------------------|--------|-------|
|                    |                    | Conway | AR    |



City of Conway, Arkansas Consolidated Annual Performance Evaluation Report

U.S. DEPARTMENT OF HOUSING AND  
URBAN DEVELOPMENT  
OFFICE OF COMMUNITY PLANNING AND  
DEVELOPMENT  
PR02 - CDBG and CDBG-CV Activity Detail  
Report

DATE: 9/28/2022  
TIME: 1:33:17 PM  
PAGE: 6/7

IDIS

| Zip5  | Zip4 | Initial Funding Date | Completion Date | Date Of Last Draw | Funded Amount |
|-------|------|----------------------|-----------------|-------------------|---------------|
| 72032 | 4695 | 09/10/2021           |                 | 06/08/2022        | \$317,470.40  |



City of Conway, Arkansas Consolidated Annual Performance Evaluation Report

U.S. DEPARTMENT OF HOUSING AND  
URBAN DEVELOPMENT  
OFFICE OF COMMUNITY PLANNING AND  
DEVELOPMENT  
PR02 - CDBG and CDBG-CV Activity Detail  
Report

DATE: 9/28/2022  
TIME: 1:33:17 PM  
PAGE: 7/7

IDIS

| Drawn Amount | Balance      | Number<br>Persons<br>Assisted | Number of<br>Households | FTE Jobs<br>Created<br>Retained | Actual Units |
|--------------|--------------|-------------------------------|-------------------------|---------------------------------|--------------|
| \$50,039.43  | \$267,430.97 |                               |                         |                                 |              |



## City of Conway, Arkansas Consolidated Annual Performance Evaluation Report

### 2021 PR-03



U.S. Department of Housing and Urban Development  
Office of Community Planning and Development  
Integrated Disbursement and Information System  
CDBG Activity Summary Report (GPR) for Program Year 2021  
CONWAY

Date: 28-Sep-2022  
Time: 13:49  
Page: 1

PGM Year: 2017  
Project: 0002 - Pine Street Revitalization  
IDIS Activity: 227 - Pine Street Revitalization  
Status: Completed 10/1/2021 12:00:00 AM  
Location: 1423 Ingram St Conway, AR 72032-4231

Objective: Create suitable living environments  
Outcome: Sustainability  
Matrix Code: Other Public Improvements Not Listed in 03A-03S (03Z) National Objective: LMA

Activity to prevent, prepare for, and respond to Coronavirus: No

Initial Funding Date: 10/31/2017

#### Description:

This project would complete a major pedestrian connection between Ingram Street and Harkrider Street, improving pedestrian safety and providing better handicapped access in the area.

The project would further finish out drainage improvements to Siebenmorgen road, to include drainage connections from Lincoln Street which currently is experiencing flooding due to elevation issues with the street.

This project also includes funding for site preparation around the ongoing Spruce Street Cottage project.

#### Financing

|       | Fund Type | Grant Year | Grant       | Funded Amount | Drawn In Program Year | Drawn Thru Program Year |
|-------|-----------|------------|-------------|---------------|-----------------------|-------------------------|
| CDBG  | EN        | 2015       | B15MC050010 | \$5,775.00    | \$0.00                | \$5,775.00              |
|       |           | 2017       | B17MC050010 | \$240,298.83  | \$0.00                | \$240,298.83            |
| Total | Total     |            |             | \$246,073.83  | \$0.00                | \$246,073.83            |

#### Proposed Accomplishments

Public Facilities : 4

Total Population in Service Area: 3,365

Census Tract Percent Low / Mod: 64.04

#### Annual Accomplishments



## City of Conway, Arkansas Consolidated Annual Performance Evaluation Report



U.S. Department of Housing and Urban Development  
Office of Community Planning and Development  
Integrated Disbursement and Information System  
CDBG Activity Summary Report (GPR) for Program Year 2021  
CONWAY

Date: 28-Sep-2022  
Time: 13:49  
Page: 2

| Years | Accomplishment Narrative  | # Benefitting |
|-------|---|---------------|
| 2017  | <p>The Pine Street Revitalization project was a major undertaking for the City of Conway. We used multiple years of funding to complete this project. Completed, this project now boasts a major pedestrian connection in the Historic Pine Street Community between Ingram Street and Harkrider Street, improving pedestrian safety, providing better handicapped access in the area, and affordable housing for the community.</p> <p>The entire project included land acquisitions, infrastructure improvement, utilities, parking, sidewalk improvements, and drainage improvements to Siebenmorgen road, to include drainage connections from Lincoln Street which experienced flooding due to elevation issues with the street.</p> <p>After work was finished in that area the city partnered with DHTC to break ground on affordable housing that consisted of 44 housing units. Of the 44 homes, 3 homes would be for persons with 30 percent area median income or lower, 32 homes for persons with 60 percent area median income or lower, and 9 homes will be unrestricted. All homes will be 3 bedrooms, 2 bath homes. These homes were built by a local contractor, Salter Construction. This housing development will help maximize the city's investment in this area while meeting the goal of providing affordable housing in this historic area.</p> <p>The final part of the revitalization will be the Spruce Street Cottage Project, which is a partnership with Summerwood Inc.</p> <p>This project will follow a pocket neighborhood model, one of the first in Conway. Seven of the twelve homes will be eligible for a down payment subsidy for homebuyers. Potential homebuyers will have to meet the income limits outlined by HUD to qualify for the subsidy. The remaining 5 homes will be sold at market rate. The homes will be a mix of 3 bedroom 2 bath and 2 bedroom 1 bath.</p> |               |



## City of Conway, Arkansas Consolidated Annual Performance Evaluation Report



U.S. Department of Housing and Urban Development  
Office of Community Planning and Development  
Integrated Disbursement and Information System  
CDBG Activity Summary Report (GPR) for Program Year 2021  
CONWAY

Date: 28-Sep-2022  
Time: 13:49  
Page: 3

PGM Year: 2018  
Project: 0004 - City of Hope Outreach  
IDIS Activity: 243 - City of Hope Outreach, Hope Village Engineering costs  
Status: Completed 10/13/2021 12:00:00 AM  
Location: 606 E Robins St Conway, AR 72032-7110  
Objective: Create suitable living environments  
Outcome: Affordability  
Matrix Code: Homeless Facilities (not operating costs) (03C)  
National Objective: LMC

Activity to prevent, prepare for, and respond to Coronavirus: No

Initial Funding Date: 09/04/2018

Description:

Funding for the purpose of land preparation on the Hope village site.  
The funding will go towards architectural and engineering services for Hope Village.  
The services will include: survey services, civil design phase (site plan, grading plan, utility connection plan, erosion control plan, drainage report, construction details, landscape plan and details, and irrigation details), and consultation administration phase.

Financing

|       | Fund Type | Grant Year | Grant       | Funded Amount | Drawn In Program Year | Drawn Thru Program Year |
|-------|-----------|------------|-------------|---------------|-----------------------|-------------------------|
| CDBG  | EN        | 2018       | B18MC050010 | \$6,450.00    | \$0.00                | \$6,450.00              |
| Total | Total     |            |             | \$6,450.00    | \$0.00                | \$6,450.00              |

Proposed Accomplishments

Public Facilities : 40

Actual Accomplishments

Number assisted:

|  | Owner |          | Renter |          | Total |          | Person |          |
|--|-------|----------|--------|----------|-------|----------|--------|----------|
|  | Total | Hispanic | Total  | Hispanic | Total | Hispanic | Total  | Hispanic |
| White:   | 0     | 0        | 0      | 0        | 0     | 0        | 615    | 440      |
| Black/African American:                                  | 0     | 0        | 0      | 0        | 0     | 0        | 130    | 0        |
| Asian:   | 0     | 0        | 0      | 0        | 0     | 0        | 0      | 0        |
| American Indian/Alaskan Native:                          | 0     | 0        | 0      | 0        | 0     | 0        | 0      | 0        |
| Native Hawaiian/Other Pacific Islander:                  | 0     | 0        | 0      | 0        | 0     | 0        | 0      | 0        |
| American Indian/Alaskan Native & White:                  | 0     | 0        | 0      | 0        | 0     | 0        | 0      | 0        |
| Asian White:   | 0     | 0        | 0      | 0        | 0     | 0        | 0      | 0        |
| Black/African American & White:                          | 0     | 0        | 0      | 0        | 0     | 0        | 0      | 0        |
| American Indian/Alaskan Native & Black/African American: | 0     | 0        | 0      | 0        | 0     | 0        | 0      | 0        |
| Other multi-racial:                                      | 0     | 0        | 0      | 0        | 0     | 0        | 0      | 0        |
| Asian/Pacific Islander:                                  | 0     | 0        | 0      | 0        | 0     | 0        | 0      | 0        |

PR03 - CONWAY

Page: 3 of 42



## City of Conway, Arkansas Consolidated Annual Performance Evaluation Report



U.S. Department of Housing and Urban Development  
Office of Community Planning and Development  
Integrated Disbursement and Information System  
CDBG Activity Summary Report (GPR) for Program Year 2021  
CONWAY

Date: 28-Sep-2022  
Time: 13:49  
Page: 4

|                           |       |        |       |        |   |   |     |     |
|---------------------------|-------|--------|-------|--------|---|---|-----|-----|
| Hispanic:                 | 0     | 0      | 0     | 0      | 0 | 0 | 0   | 0   |
| Total:                    | 0     | 0      | 0     | 0      | 0 | 0 | 745 | 440 |
| Female-headed Households: | 0     |        | 0     |        | 0 |   |     |     |
| Income Category:          | Owner | Renter | Total | Person |   |   |     |     |
| Extremely Low             | 0     | 0      | 0     | 0      |   |   |     |     |
| Low Mod                   | 0     | 0      | 0     | 745    |   |   |     |     |
| Moderate                  | 0     | 0      | 0     | 0      |   |   |     |     |
| Non Low Moderate          | 0     | 0      | 0     | 0      |   |   |     |     |
| Total                     | 0     | 0      | 0     | 745    |   |   |     |     |
| Percent Low/Mod           |       |        |       | 100.0% |   |   |     |     |

### Annual Accomplishments

| Years | Accomplishment Narrative   | # Benefitting |
|-------|--|---------------|
| 2018  | CDBG was able to assist City of Hope Village with partial engineering costs to start development on Hope Village--and tiny home community for low to moderate income persons and veterans. |               |



## City of Conway, Arkansas Consolidated Annual Performance Evaluation Report



U.S. Department of Housing and Urban Development  
Office of Community Planning and Development  
Integrated Disbursement and Information System  
CDBG Activity Summary Report (GPR) for Program Year 2021  
CONWAY

Date: 28-Sep-2022  
Time: 13:49  
Page: 5

|                |                                    |                     |                               |
|----------------|------------------------------------|---------------------|-------------------------------|
| PGM Year:      | 2019                               |                     |                               |
| Project:       | 0001 - Public Services             |                     |                               |
| IDIS Activity: | 252 - HAVEN House Transportation   |                     |                               |
| Status:        | Completed 10/8/2021 12:00:00 AM    | Objective:          | Create economic opportunities |
| Location:      | PO Box 10105 Conway, AR 72034-0001 | Outcome:            | Availability/accessibility    |
|                |                                    | Matrix Code:        | Transportation Services (05E) |
|                |                                    | National Objective: | LMC                           |

Activity to prevent, prepare for, and respond to Coronavirus: No

Initial Funding Date: 10/04/2019

Description:

CDBG will assist in funding HAVEN in costs associated with transportation and the trips made daily for school conferences, tutoring, and school nurse appointments. All school trips are made in a 14 passenger van and funding will go towards maintenance, insurance, fuel, and driver salaries.

Financing

|       | Fund Type | Grant Year | Grant       | Funded Amount | Drawn In Program Year | Drawn Thru Program Year |
|-------|-----------|------------|-------------|---------------|-----------------------|-------------------------|
| CDBG  | EN        | 2019       | B19MC050010 | \$1,289.34    | \$0.00                | \$1,289.34              |
| Total | Total     |            |             | \$1,289.34    | \$0.00                | \$1,289.34              |

Proposed Accomplishments

People (General) : 55

Actual Accomplishments

Number assisted:

|  | Owner |          | Renter |          | Total |          | Person |          |
|--|-------|----------|--------|----------|-------|----------|--------|----------|
|  | Total | Hispanic | Total  | Hispanic | Total | Hispanic | Total  | Hispanic |
| White:   | 0     | 0        | 0      | 0        | 0     | 0        | 15     | 0        |
| Black/African American:                                  | 0     | 0        | 0      | 0        | 0     | 0        | 6      | 0        |
| Asian:   | 0     | 0        | 0      | 0        | 0     | 0        | 0      | 0        |
| American Indian/Alaskan Native:                          | 0     | 0        | 0      | 0        | 0     | 0        | 0      | 0        |
| Native Hawaiian/Other Pacific Islander:                  | 0     | 0        | 0      | 0        | 0     | 0        | 0      | 0        |
| American Indian/Alaskan Native & White:                  | 0     | 0        | 0      | 0        | 0     | 0        | 0      | 0        |
| Asian White:   | 0     | 0        | 0      | 0        | 0     | 0        | 0      | 0        |
| Black/African American & White:                          | 0     | 0        | 0      | 0        | 0     | 0        | 1      | 0        |
| American Indian/Alaskan Native & Black/African American: | 0     | 0        | 0      | 0        | 0     | 0        | 0      | 0        |
| Other multi-racial:                                      | 0     | 0        | 0      | 0        | 0     | 0        | 0      | 0        |
| Asian/Pacific Islander:                                  | 0     | 0        | 0      | 0        | 0     | 0        | 0      | 0        |
| Hispanic:  | 0     | 0        | 0      | 0        | 0     | 0        | 0      | 0        |

PR03 - CONWAY

Page: 5 of 42





## City of Conway, Arkansas Consolidated Annual Performance Evaluation Report



U.S. Department of Housing and Urban Development  
Office of Community Planning and Development  
Integrated Disbursement and Information System  
CDBG Activity Summary Report (GPR) for Program Year 2021  
CONWAY

Date: 28-Sep-2022  
Time: 13:49  
Page: 6

|                           |       |        |       |        |   |   |    |   |
|---------------------------|-------|--------|-------|--------|---|---|----|---|
| Total:                    | 0     | 0      | 0     | 0      | 0 | 0 | 22 | 0 |
| Female-headed Households: | 0     |        | 0     |        | 0 |   |    |   |
| Income Category:          | Owner | Renter | Total | Person |   |   |    |   |
| Extremely Low             | 0     | 0      | 0     | 22     |   |   |    |   |
| Low Mod                   | 0     | 0      | 0     | 0      |   |   |    |   |
| Moderate                  | 0     | 0      | 0     | 0      |   |   |    |   |
| Non Low Moderate          | 0     | 0      | 0     | 0      |   |   |    |   |
| Total                     | 0     | 0      | 0     | 22     |   |   |    |   |
| Percent Low/Mod           |       |        |       | 100.0% |   |   |    |   |

### Annual Accomplishments

| Years | Accomplishment Narrative  | # Benefitting |
|-------|---|---------------|
| 2019  | This year, HAVEN assisted 22 clients with transportation with CDBG funding. |               |



## City of Conway, Arkansas Consolidated Annual Performance Evaluation Report



U.S. Department of Housing and Urban Development  
Office of Community Planning and Development  
Integrated Disbursement and Information System  
CDBG Activity Summary Report (GPR) for Program Year 2021  
CONWAY

Date: 28-Sep-2022  
Time: 13:49  
Page: 7

PGM Year: 2019  
Project: 0006 - Overnight Emergency Shelter  
IDIS Activity: 256 - Overnight Emergency Shelter  
Status: Open  
Location: 1116 Gum St Conway, AR 72032-4695

Objective: Create suitable living environments  
Outcome: Sustainability  
Matrix Code: Homeless Facilities (not operating costs) (03C)

National Objective: LMC

Activity to prevent, prepare for, and respond to Coronavirus: Yes

Initial Funding Date: 10/04/2019

### Description:

This project will include the acquisition and rehabilitation of an office building in a low-to-moderate income area for the purpose of creating an overnight emergency shelter, the first in the city of Conway.

The office building is 4,836 sq. ft.

and currently vacant.

The rehab will include, but not limited to: building renovations, electrical, plumbing, mechanical and HVAC upgrades, roof rehabilitation and structural renovation to create additional space.

### Financing

|       | Fund Type | Grant Year | Grant       | Funded Amount | Drawn In Program Year | Drawn Thru Program Year |
|-------|-----------|------------|-------------|---------------|-----------------------|-------------------------|
| CDBG  | EN        | Pre-2015   |             | \$28,355.18   | \$0.00                | \$0.00                  |
|       |           | 2014       | B14MC050010 |               | \$27,105.18           | \$28,355.18             |
|       |           | 2015       | B15MC050010 | \$573.72      | \$573.72              | \$573.72                |
|       |           | 2016       | B16MC050010 | \$44,297.52   | \$43,757.52           | \$43,757.52             |
|       |           | 2017       | B17MC050010 | \$16,501.17   | \$0.00                | \$0.00                  |
|       |           | 2018       | B18MC050010 | \$11,135.56   | \$0.00                | \$6,420.81              |
|       |           | 2019       | B19MC050010 | \$207,469.34  | \$0.00                | \$204,957.77            |
|       |           | 2020       | B20MC050010 | \$106,767.80  | \$0.00                | \$6,767.80              |
|       |           |            | B20MW050010 | \$444,534.60  | \$0.00                | \$12,885.68             |
| Total | Total     |            |             | \$859,634.89  | \$71,436.42           | \$303,718.48            |

### Proposed Accomplishments

Public Facilities : 40

### Actual Accomplishments

Number assisted:

| Owner |          | Renter |          | Total |          | Person |          |
|-------|----------|--------|----------|-------|----------|--------|----------|
| Total | Hispanic | Total  | Hispanic | Total | Hispanic | Total  | Hispanic |

PR03 - CONWAY

Page: 7 of 42



## City of Conway, Arkansas Consolidated Annual Performance Evaluation Report



U.S. Department of Housing and Urban Development  
Office of Community Planning and Development  
Integrated Disbursement and Information System  
CDBG Activity Summary Report (GPR) for Program Year 2021  
CONWAY

Date: 28-Sep-2022  
Time: 13:49  
Page: 8

|  |   |   |   |   |   |   |   |   |
|--|---|---|---|---|---|---|---|---|
| White:   | 0 | 0 | 0 | 0 | 0 | 0 | 0 | 0 |
| Black/African American:                                  | 0 | 0 | 0 | 0 | 0 | 0 | 0 | 0 |
| Asian:   | 0 | 0 | 0 | 0 | 0 | 0 | 0 | 0 |
| American Indian/Alaskan Native:                          | 0 | 0 | 0 | 0 | 0 | 0 | 0 | 0 |
| Native Hawaiian/Other Pacific Islander:                  | 0 | 0 | 0 | 0 | 0 | 0 | 0 | 0 |
| American Indian/Alaskan Native & White:                  | 0 | 0 | 0 | 0 | 0 | 0 | 0 | 0 |
| Asian White:   | 0 | 0 | 0 | 0 | 0 | 0 | 0 | 0 |
| Black/African American & White:                          | 0 | 0 | 0 | 0 | 0 | 0 | 0 | 0 |
| American Indian/Alaskan Native & Black/African American: | 0 | 0 | 0 | 0 | 0 | 0 | 0 | 0 |
| Other multi-racial:                                      | 0 | 0 | 0 | 0 | 0 | 0 | 0 | 0 |
| Asian/Pacific Islander:                                  | 0 | 0 | 0 | 0 | 0 | 0 | 0 | 0 |
| Hispanic:  | 0 | 0 | 0 | 0 | 0 | 0 | 0 | 0 |
| Total:   | 0 | 0 | 0 | 0 | 0 | 0 | 0 | 0 |

Female-headed Households: 0 0 0

| Income Category: | Owner | Renter | Total | Person |
|------------------|-------|--------|-------|--------|
| Extremely Low    | 0     | 0      | 0     | 0      |
| Low Mod          | 0     | 0      | 0     | 0      |
| Moderate         | 0     | 0      | 0     | 0      |
| Non Low Moderate | 0     | 0      | 0     | 0      |
| Total            | 0     | 0      | 0     | 0      |
| Percent Low/Mod  |       |        |       |        |

### Annual Accomplishments

| Years | Accomplishment Narrative   | # Benefitting |
|-------|--|---------------|
| 2019  | The City of Conway purchased property located at 1114 & 1116 for an Overnight Emergency Shelter, the first of it's kind in the city. This will include but not limited to structural upgrades to roof, added space for dormitories and day room, plumbing, and electrical work, new HVAC, and parking lot expansion. |               |



## City of Conway, Arkansas Consolidated Annual Performance Evaluation Report



U.S. Department of Housing and Urban Development  
Office of Community Planning and Development  
Integrated Disbursement and Information System  
CDBG Activity Summary Report (GPR) for Program Year 2021  
CONWAY

Date: 28-Sep-2022  
Time: 13:49  
Page: 9

PGM Year: 2019  
Project: 0007 - COVID-19 Small Business Emergency Grant Program  
IDIS Activity: 257 - COVID-19 Small Business Emergency Grant  
Status: Completed 11/3/2021 12:00:00 AM  
Location: 1111 Main St Conway, AR 72032-5455  
Objective: Create economic opportunities  
Outcome: Sustainability  
Matrix Code: ED Direct Financial Assistance to For-Profits (18A)  
National Objective: LMJ

Activity to prevent, prepare for, and respond to Coronavirus: Yes

Initial Funding Date: 09/24/2020

Description:

Small Business Emergency grant for small businesses that have been financially affected by COVID-19.

Financing

|       | Fund Type | Grant Year | Grant       | Funded Amount | Drawn In Program Year | Drawn Thru Program Year |
|-------|-----------|------------|-------------|---------------|-----------------------|-------------------------|
| CDBG  | EN        | 2020       | B20MW050010 | \$60,008.40   | \$0.00                | \$60,008.40             |
| Total | Total     |            |             | \$60,008.40   | \$0.00                | \$60,008.40             |

Proposed Accomplishments

Jobs : 20

Actual Accomplishments

Number assisted:

|  | Owner |          | Renter |          | Total |          | Person |          |
|--|-------|----------|--------|----------|-------|----------|--------|----------|
|  | Total | Hispanic | Total  | Hispanic | Total | Hispanic | Total  | Hispanic |
| White:   | 0     | 0        | 0      | 0        | 0     | 0        | 55     | 3        |
| Black/African American:                                  | 0     | 0        | 0      | 0        | 0     | 0        | 16     | 0        |
| Asian:   | 0     | 0        | 0      | 0        | 0     | 0        | 0      | 0        |
| American Indian/Alaskan Native:                          | 0     | 0        | 0      | 0        | 0     | 0        | 0      | 0        |
| Native Hawaiian/Other Pacific Islander:                  | 0     | 0        | 0      | 0        | 0     | 0        | 0      | 0        |
| American Indian/Alaskan Native & White:                  | 0     | 0        | 0      | 0        | 0     | 0        | 0      | 0        |
| Asian White:   | 0     | 0        | 0      | 0        | 0     | 0        | 0      | 0        |
| Black/African American & White:                          | 0     | 0        | 0      | 0        | 0     | 0        | 0      | 0        |
| American Indian/Alaskan Native & Black/African American: | 0     | 0        | 0      | 0        | 0     | 0        | 0      | 0        |
| Other multi-racial:                                      | 0     | 0        | 0      | 0        | 0     | 0        | 0      | 0        |
| Asian/Pacific Islander:                                  | 0     | 0        | 0      | 0        | 0     | 0        | 0      | 0        |
| Hispanic:  | 0     | 0        | 0      | 0        | 0     | 0        | 0      | 0        |
| Total:   | 0     | 0        | 0      | 0        | 0     | 0        | 71     | 3        |

PR03 - CONWAY

Page: 9 of 42



## City of Conway, Arkansas Consolidated Annual Performance Evaluation Report



U.S. Department of Housing and Urban Development  
Office of Community Planning and Development  
Integrated Disbursement and Information System  
CDBG Activity Summary Report (GPR) for Program Year 2021  
CONWAY

Date: 28-Sep-2022  
Time: 13:49  
Page: 10

|                           |        |        |       |
|---------------------------|--------|--------|-------|
| Female-headed Households: | 0      | 0      | 0     |
| Income Category:          | Owner  | Renter | Total |
| Extremely Low             | 0      | 0      | 0     |
| Low Mod                   | 0      | 0      | 0     |
| Moderate                  | 0      | 0      | 0     |
| Non Low Moderate          | 0      | 0      | 0     |
| Total                     | 0      | 0      | 0     |
| Percent Low/Mod           | 100.0% |        |       |

### Annual Accomplishments

| Years | Accomplishment Narrative  | # Benefitting |
|-------|---|---------------|
| 2020  | In response to the COVID-19 Global Pandemic the City of Conway provided \$60,000 to assist small businesses that were financially impacted by the pandemic. |               |



## City of Conway, Arkansas Consolidated Annual Performance Evaluation Report



U.S. Department of Housing and Urban Development  
Office of Community Planning and Development  
Integrated Disbursement and Information System  
CDBG Activity Summary Report (GPR) for Program Year 2021  
CONWAY

Date: 28-Sep-2022  
Time: 13:49  
Page: 11

PGM Year: 2020  
Project: 0001 - Administration  
IDIS Activity: 258 - Administration  
Status: Completed 8/5/2021 12:00:00 AM  
Location: ,  
Objective:  
Outcome:  
Matrix Code: General Program Administration (21A) National Objective:

Activity to prevent, prepare for, and respond to Coronavirus: No

Initial Funding Date: 09/16/2020

Description:

Financing

|       | Fund Type | Grant Year | Grant       | Funded Amount | Drawn In Program Year | Drawn Thru Program Year |
|-------|-----------|------------|-------------|---------------|-----------------------|-------------------------|
| CDBG  | EN        | 2020       | B20MC050010 | \$89,795.54   | \$230.80              | \$89,795.54             |
| Total | Total     |            |             | \$89,795.54   | \$230.80              | \$89,795.54             |

Proposed Accomplishments

Actual Accomplishments

Number assisted:

|  | Owner |          | Renter |          | Total |          | Person |          |
|--|-------|----------|--------|----------|-------|----------|--------|----------|
|  | Total | Hispanic | Total  | Hispanic | Total | Hispanic | Total  | Hispanic |
| White:   |       |          |        |          | 0     | 0        |        |          |
| Black/African American:                                  |       |          |        |          | 0     | 0        |        |          |
| Asian:   |       |          |        |          | 0     | 0        |        |          |
| American Indian/Alaskan Native:                          |       |          |        |          | 0     | 0        |        |          |
| Native Hawaiian/Other Pacific Islander:                  |       |          |        |          | 0     | 0        |        |          |
| American Indian/Alaskan Native & White:                  |       |          |        |          | 0     | 0        |        |          |
| Asian White:   |       |          |        |          | 0     | 0        |        |          |
| Black/African American & White:                          |       |          |        |          | 0     | 0        |        |          |
| American Indian/Alaskan Native & Black/African American: |       |          |        |          | 0     | 0        |        |          |
| Other multi-racial:                                      |       |          |        |          | 0     | 0        |        |          |
| Asian/Pacific Islander:                                  |       |          |        |          | 0     | 0        |        |          |
| Hispanic:  |       |          |        |          | 0     | 0        |        |          |
| Total:   | 0     | 0        | 0      | 0        | 0     | 0        | 0      | 0        |
| Female-headed Households:                                |       |          |        |          | 0     |          |        |          |

PR03 - CONWAY

Page: 11 of 42



## City of Conway, Arkansas Consolidated Annual Performance Evaluation Report



U.S. Department of Housing and Urban Development  
Office of Community Planning and Development  
Integrated Disbursement and Information System  
CDBG Activity Summary Report (GPR) for Program Year 2021  
CONWAY

Date: 28-Sep-2022  
Time: 13:49  
Page: 12

| Income Category: | Owner | Renter | Total | Person |
|------------------|-------|--------|-------|--------|
| Extremely Low    |       |        | 0     |        |
| Low Mod          |       |        | 0     |        |
| Moderate         |       |        | 0     |        |
| Non Low Moderate |       |        | 0     |        |
| Total            | 0     | 0      | 0     | 0      |
| Percent Low/Mod  |       |        |       |        |

### Annual Accomplishments

No data returned for this view. This might be because the applied filter excludes all data.



## City of Conway, Arkansas Consolidated Annual Performance Evaluation Report



U.S. Department of Housing and Urban Development  
Office of Community Planning and Development  
Integrated Disbursement and Information System  
CDBG Activity Summary Report (GPR) for Program Year 2021  
CONWAY

Date: 28-Sep-2022  
Time: 13:49  
Page: 13

|                |   |              |                                      |                     |     |
|----------------|---|--------------|--------------------------------------|---------------------|-----|
| PGM Year:      | 2020  |              |                                      |                     |     |
| Project:       | 0003 - 5th Avenue Park Improvements Phase II  |              |                                      |                     |     |
| IDIS Activity: | 259 - 5th Avenue Park Improvements (Phase II) |              |                                      |                     |     |
| Status:        | Open  | Objective:   | Create suitable living environments  |                     |     |
| Location:      | 573 5th Ave Conway, AR 72032-5833             | Outcome:     | Sustainability                       |                     |     |
|                |   | Matrix Code: | Parks, Recreational Facilities (03F) | National Objective: | LMA |

Activity to prevent, prepare for, and respond to Coronavirus: No

Initial Funding Date: 09/24/2020

### Description:

This activity will consist of finishing out the park improvements for 5th Avenue Park. These improvements will consist of Replacing Deteriorating Sidewalks, Expanding Sidewalks To Allow For Additional Healthy Activities, Erecting New Pavilion, Placing Park Benches Around, Expanding Walking Area, Upgrading Hard Surface With Playground Activities

### Financing

|       | Fund Type | Grant Year | Grant       | Funded Amount | Drawn In Program Year | Drawn Thru Program Year |
|-------|-----------|------------|-------------|---------------|-----------------------|-------------------------|
| CDBG  | EN        | 2020       | B20MC050010 | \$197,993.80  | \$105,487.01          | \$163,591.06            |
| Total | Total     |            |             | \$197,993.80  | \$105,487.01          | \$163,591.06            |

### Proposed Accomplishments

Public Facilities : 1,700

Total Population in Service Area: 3,535

Census Tract Percent Low / Mod: 63.93

### Annual Accomplishments

No data returned for this view. This might be because the applied filter excludes all data.





## City of Conway, Arkansas Consolidated Annual Performance Evaluation Report



U.S. Department of Housing and Urban Development  
Office of Community Planning and Development  
Integrated Disbursement and Information System  
CDBG Activity Summary Report (GPR) for Program Year 2021  
CONWAY

Date: 28-Sep-2022  
Time: 13:49  
Page: 14

|                |   |                     |                                     |
|----------------|---|---------------------|-------------------------------------|
| PGM Year:      | 2020  |                     |                                     |
| Project:       | 0004 - Public Service-Boys and Girls Club     |                     |                                     |
| IDIS Activity: | 260 - 2020 Boys and Girls Club Transportation |                     |                                     |
| Status:        | Completed 8/4/2021 12:00:00 AM                | Objective:          | Create suitable living environments |
| Location:      | 1404 Robins St Conway, AR 72034-6509          | Outcome:            | Sustainability                      |
|                |   | Matrix Code:        | Transportation Services (05E)       |
|                |   | National Objective: | LMC                                 |

Activity to prevent, prepare for, and respond to Coronavirus: No

Initial Funding Date: 09/24/2020

Description:

This services project will consist of assisting the Boys and Girls club of Faulkner County with transportation costs associated with transporting an average of 200 youth daily during the school year from 15 different schools.

The Boys and Girls Club of Faulkner County serve over 300 unduplicated youth annually with the transportation program.

Financing

|       | Fund Type | Grant Year | Grant       | Funded Amount | Drawn In Program Year | Drawn Thru Program Year |
|-------|-----------|------------|-------------|---------------|-----------------------|-------------------------|
| CDBG  | EN        | 2020       | B20MC050010 | \$20,000.00   | \$0.00                | \$20,000.00             |
| Total | Total     |            |             | \$20,000.00   | \$0.00                | \$20,000.00             |

Proposed Accomplishments

People (General) : 300

Actual Accomplishments

Number assisted:

|  | Owner |          | Renter |          | Total |          | Person |          |
|--|-------|----------|--------|----------|-------|----------|--------|----------|
|  | Total | Hispanic | Total  | Hispanic | Total | Hispanic | Total  | Hispanic |
| White:   | 0     | 0        | 0      | 0        | 0     | 0        | 111    | 6        |
| Black/African American:                                  | 0     | 0        | 0      | 0        | 0     | 0        | 98     | 0        |
| Asian:   | 0     | 0        | 0      | 0        | 0     | 0        | 5      | 0        |
| American Indian/Alaskan Native:                          | 0     | 0        | 0      | 0        | 0     | 0        | 0      | 0        |
| Native Hawaiian/Other Pacific Islander:                  | 0     | 0        | 0      | 0        | 0     | 0        | 0      | 0        |
| American Indian/Alaskan Native & White:                  | 0     | 0        | 0      | 0        | 0     | 0        | 0      | 0        |
| Asian White:   | 0     | 0        | 0      | 0        | 0     | 0        | 0      | 0        |
| Black/African American & White:                          | 0     | 0        | 0      | 0        | 0     | 0        | 26     | 0        |
| American Indian/Alaskan Native & Black/African American: | 0     | 0        | 0      | 0        | 0     | 0        | 0      | 0        |
| Other multi-racial:                                      | 0     | 0        | 0      | 0        | 0     | 0        | 0      | 0        |
| Asian/Pacific Islander:                                  | 0     | 0        | 0      | 0        | 0     | 0        | 0      | 0        |
| Hispanic:  | 0     | 0        | 0      | 0        | 0     | 0        | 0      | 0        |

PR03 - CONWAY

Page: 14 of 42



## City of Conway, Arkansas Consolidated Annual Performance Evaluation Report



U.S. Department of Housing and Urban Development  
Office of Community Planning and Development  
Integrated Disbursement and Information System  
CDBG Activity Summary Report (GPR) for Program Year 2021  
CONWAY

Date: 28-Sep-2022  
Time: 13:49  
Page: 15

|                           |       |        |       |        |   |   |     |   |
|---------------------------|-------|--------|-------|--------|---|---|-----|---|
| Total:                    | 0     | 0      | 0     | 0      | 0 | 0 | 240 | 6 |
| Female-headed Households: | 0     |        | 0     |        | 0 |   |     |   |
| Income Category:          | Owner | Renter | Total | Person |   |   |     |   |
| Extremely Low             | 0     | 0      | 0     | 168    |   |   |     |   |
| Low Mod                   | 0     | 0      | 0     | 34     |   |   |     |   |
| Moderate                  | 0     | 0      | 0     | 9      |   |   |     |   |
| Non Low Moderate          | 0     | 0      | 0     | 29     |   |   |     |   |
| Total                     | 0     | 0      | 0     | 240    |   |   |     |   |
| Percent Low/Mod           |       |        |       | 87.9%  |   |   |     |   |

### Annual Accomplishments

| Years | Accomplishment Narrative  | # Benefitting |
|-------|---|---------------|
| 2020  | This year, CDBG was able to assist in funding for Boys and Girls Club of Faulkner county for transportation of 240 Low to moderate income children. |               |



## City of Conway, Arkansas Consolidated Annual Performance Evaluation Report



U.S. Department of Housing and Urban Development  
Office of Community Planning and Development  
Integrated Disbursement and Information System  
CDBG Activity Summary Report (GPR) for Program Year 2021  
CONWAY

Date: 28-Sep-2022  
Time: 13:49  
Page: 16

|                |   |                     |                                   |
|----------------|---|---------------------|-----------------------------------|
| PGM Year:      | 2019  |                     |                                   |
| Project:       | 0008 - COVID-19 Rental and Utility Assistance |                     |                                   |
| IDIS Activity: | 261 - COVID-19 Rental and Utility Assistance  |                     |                                   |
| Status:        | Completed 10/11/2021 12:00:00 AM              | Objective:          | Provide decent affordable housing |
| Location:      | 1111 Main St Conway, AR 72032-5455            | Outcome:            | Affordability                     |
|                |   | Matrix Code:        | Subsistence Payment (05Q)         |
|                |   | National Objective: | LMCSV                             |

Activity to prevent, prepare for, and respond to Coronavirus: Yes

Initial Funding Date: 09/24/2020

Description:

To respond to the global Covid-19 pandemic, CDBG funding will assist tenants with up to 3 consecutive months of rental/utility assistance.

Financing

|       | Fund Type | Grant Year | Grant       | Funded Amount | Drawn In Program Year | Drawn Thru Program Year |
|-------|-----------|------------|-------------|---------------|-----------------------|-------------------------|
| CDBG  | EN        | 2020       | B20MW050010 | \$100,000.00  | \$0.00                | \$100,000.00            |
| Total | Total     |            |             | \$100,000.00  | \$0.00                | \$100,000.00            |

Proposed Accomplishments

People (General) : 100

Actual Accomplishments

Number assisted:

|  | Owner |          | Renter |          | Total |          | Person |          |
|--|-------|----------|--------|----------|-------|----------|--------|----------|
|  | Total | Hispanic | Total  | Hispanic | Total | Hispanic | Total  | Hispanic |
| White:   | 0     | 0        | 0      | 0        | 0     | 0        | 11     | 1        |
| Black/African American:                                  | 0     | 0        | 0      | 0        | 0     | 0        | 30     | 0        |
| Asian:   | 0     | 0        | 0      | 0        | 0     | 0        | 0      | 0        |
| American Indian/Alaskan Native:                          | 0     | 0        | 0      | 0        | 0     | 0        | 0      | 0        |
| Native Hawaiian/Other Pacific Islander:                  | 0     | 0        | 0      | 0        | 0     | 0        | 0      | 0        |
| American Indian/Alaskan Native & White:                  | 0     | 0        | 0      | 0        | 0     | 0        | 0      | 0        |
| Asian White:   | 0     | 0        | 0      | 0        | 0     | 0        | 0      | 0        |
| Black/African American & White:                          | 0     | 0        | 0      | 0        | 0     | 0        | 0      | 0        |
| American Indian/Alaskan Native & Black/African American: | 0     | 0        | 0      | 0        | 0     | 0        | 0      | 0        |
| Other multi-racial:                                      | 0     | 0        | 0      | 0        | 0     | 0        | 0      | 0        |
| Asian/Pacific Islander:                                  | 0     | 0        | 0      | 0        | 0     | 0        | 0      | 0        |
| Hispanic:  | 0     | 0        | 0      | 0        | 0     | 0        | 0      | 0        |
| Total:   | 0     | 0        | 0      | 0        | 0     | 0        | 41     | 1        |

PR03 - CONWAY

Page: 16 of 42



## City of Conway, Arkansas Consolidated Annual Performance Evaluation Report



U.S. Department of Housing and Urban Development  
Office of Community Planning and Development  
Integrated Disbursement and Information System  
CDBG Activity Summary Report (GPR) for Program Year 2021  
CONWAY

Date: 28-Sep-2022  
Time: 13:49  
Page: 17

|                           |       |        |       |        |
|---------------------------|-------|--------|-------|--------|
| Female-headed Households: | 0     | 0      | 0     |        |
| Income Category:          | Owner | Renter | Total | Person |
| Extremely Low             | 0     | 0      | 0     | 0      |
| Low Mod                   | 0     | 0      | 0     | 0      |
| Moderate                  | 0     | 0      | 0     | 41     |
| Non Low Moderate          | 0     | 0      | 0     | 0      |
| Total                     | 0     | 0      | 0     | 41     |
| Percent Low/Mod           |       |        |       | 100.0% |

### Annual Accomplishments

| Years | Accomplishment Narrative  | # Benefitting |
|-------|---|---------------|
| 2019  | Due to the Covid-19 pandemic, this year the city was awarded additional CARES Act funding to assist in combatting covid-19. The City of Conway was able to assist 41 households with rental and utility assistance. |               |



## City of Conway, Arkansas Consolidated Annual Performance Evaluation Report



U.S. Department of Housing and Urban Development  
Office of Community Planning and Development  
Integrated Disbursement and Information System  
CDBG Activity Summary Report (GPR) for Program Year 2021  
CONWAY

Date: 28-Sep-2022  
Time: 13:49  
Page: 18

|                |   |              |                                     |                     |     |  |
|----------------|---|--------------|-------------------------------------|---------------------|-----|--|
| PGM Year:      | 2020                                      |              |                                     |                     |     |  |
| Project:       | 0005 - Public Service-Bethlehem House     |              |                                     |                     |     |  |
| IDIS Activity: | 262 - 2020 Bethlehem House Transportation |              |                                     |                     |     |  |
| Status:        | Completed 8/5/2021 12:00:00 AM            | Objective:   | Create suitable living environments |                     |     |  |
| Location:      | 1115 Parkway St Conway, AR 72034-3903     | Outcome:     | Sustainability                      |                     |     |  |
|                |   | Matrix Code: | Transportation Services (05E)       | National Objective: | LMC |  |

Activity to prevent, prepare for, and respond to Coronavirus: No

Initial Funding Date: 09/24/2020

Description:

Funds will be used to provide transportation services to homeless residents living at Bethlehem House. Transportation services help residents find jobs, get to and from work, attend court and doctor's appointments.

Financing

|       | Fund Type | Grant Year | Grant       | Funded Amount | Drawn In Program Year | Drawn Thru Program Year |
|-------|-----------|------------|-------------|---------------|-----------------------|-------------------------|
| CDBG  | EN        | 2020       | B20MC050010 | \$2,000.00    | \$0.00                | \$2,000.00              |
| Total | Total     |            |             | \$2,000.00    | \$0.00                | \$2,000.00              |

Proposed Accomplishments

People (General) : 70

Actual Accomplishments

Number assisted:

|  | Owner |          | Renter |          | Total |          | Person |          |
|--|-------|----------|--------|----------|-------|----------|--------|----------|
|  | Total | Hispanic | Total  | Hispanic | Total | Hispanic | Total  | Hispanic |
| White:   | 0     | 0        | 0      | 0        | 0     | 0        | 24     | 1        |
| Black/African American:                                  | 0     | 0        | 0      | 0        | 0     | 0        | 14     | 0        |
| Asian:   | 0     | 0        | 0      | 0        | 0     | 0        | 0      | 0        |
| American Indian/Alaskan Native:                          | 0     | 0        | 0      | 0        | 0     | 0        | 0      | 0        |
| Native Hawaiian/Other Pacific Islander:                  | 0     | 0        | 0      | 0        | 0     | 0        | 0      | 0        |
| American Indian/Alaskan Native & White:                  | 0     | 0        | 0      | 0        | 0     | 0        | 0      | 0        |
| Asian White:   | 0     | 0        | 0      | 0        | 0     | 0        | 0      | 0        |
| Black/African American & White:                          | 0     | 0        | 0      | 0        | 0     | 0        | 1      | 0        |
| American Indian/Alaskan Native & Black/African American: | 0     | 0        | 0      | 0        | 0     | 0        | 0      | 0        |
| Other multi-racial:                                      | 0     | 0        | 0      | 0        | 0     | 0        | 0      | 0        |
| Asian/Pacific Islander:                                  | 0     | 0        | 0      | 0        | 0     | 0        | 0      | 0        |
| Hispanic:  | 0     | 0        | 0      | 0        | 0     | 0        | 0      | 0        |

PR03 - CONWAY

Page: 18 of 42



## City of Conway, Arkansas Consolidated Annual Performance Evaluation Report



U.S. Department of Housing and Urban Development  
Office of Community Planning and Development  
Integrated Disbursement and Information System  
CDBG Activity Summary Report (GPR) for Program Year 2021  
CONWAY

Date: 28-Sep-2022  
Time: 13:49  
Page: 19

|                           |       |        |       |        |   |   |    |   |
|---------------------------|-------|--------|-------|--------|---|---|----|---|
| Total:                    | 0     | 0      | 0     | 0      | 0 | 0 | 39 | 1 |
| Female-headed Households: | 0     |        | 0     |        | 0 |   |    |   |
| Income Category:          | Owner | Renter | Total | Person |   |   |    |   |
| Extremely Low             | 0     | 0      | 0     | 37     |   |   |    |   |
| Low Mod                   | 0     | 0      | 0     | 0      |   |   |    |   |
| Moderate                  | 0     | 0      | 0     | 2      |   |   |    |   |
| Non Low Moderate          | 0     | 0      | 0     | 0      |   |   |    |   |
| Total                     | 0     | 0      | 0     | 39     |   |   |    |   |
| Percent Low/Mod           |       |        |       | 100.0% |   |   |    |   |

### Annual Accomplishments

| Years | Accomplishment Narrative  | # Benefitting |
|-------|---|---------------|
| 2020  | CDBG was able to assist Bethlehem House with transportation funding for 39 residents in their transitional shelter. |               |



## City of Conway, Arkansas Consolidated Annual Performance Evaluation Report



U.S. Department of Housing and Urban Development  
Office of Community Planning and Development  
Integrated Disbursement and Information System  
CDBG Activity Summary Report (GPR) for Program Year 2021  
CONWAY

Date: 28-Sep-2022  
Time: 13:49  
Page: 20

PGM Year: 2020  
Project: 0006 - Public Service-Independent Living Services  
IDIS Activity: 263 - 2020 Independent Living Services Transportation  
Status: Completed 8/5/2021 12:00:00 AM  
Location: 615 E Robins St Conway, AR 72032-7109  
Objective: Create economic opportunities  
Outcome: Sustainability  
Matrix Code: Transportation Services (05E)  
National Objective: LMC

Activity to prevent, prepare for, and respond to Coronavirus: No

Initial Funding Date: 09/24/2020

Description:

ILS provides transportation services to the citizens of Conway, Arkansas, ages eighteen (18) and older, who have a disability or who are economically disadvantaged. ILS has seven vehicles, including two wheelchair accessible van and five staff dedicated to the provision of its transportation services. People benefited will be minimum of 200 unduplicated consumers with a minimum of 4,000 miles for passenger pick-ups.

Financing

|       | Fund Type | Grant Year | Grant       | Funded Amount | Drawn In Program Year | Drawn Thru Program Year |
|-------|-----------|------------|-------------|---------------|-----------------------|-------------------------|
| CDBG  | EN        | 2020       | B20MC050010 | \$15,000.00   | \$0.00                | \$15,000.00             |
| Total | Total     |            |             | \$15,000.00   | \$0.00                | \$15,000.00             |

Proposed Accomplishments

People (General) : 200

Actual Accomplishments

Number assisted:

|  | Owner |          | Renter |          | Total |          | Person |          |
|--|-------|----------|--------|----------|-------|----------|--------|----------|
|  | Total | Hispanic | Total  | Hispanic | Total | Hispanic | Total  | Hispanic |
| White:   | 0     | 0        | 0      | 0        | 0     | 0        | 128    | 3        |
| Black/African American:                                  | 0     | 0        | 0      | 0        | 0     | 0        | 45     | 0        |
| Asian:   | 0     | 0        | 0      | 0        | 0     | 0        | 3      | 0        |
| American Indian/Alaskan Native:                          | 0     | 0        | 0      | 0        | 0     | 0        | 0      | 0        |
| Native Hawaiian/Other Pacific Islander:                  | 0     | 0        | 0      | 0        | 0     | 0        | 0      | 0        |
| American Indian/Alaskan Native & White:                  | 0     | 0        | 0      | 0        | 0     | 0        | 0      | 0        |
| Asian White:   | 0     | 0        | 0      | 0        | 0     | 0        | 0      | 0        |
| Black/African American & White:                          | 0     | 0        | 0      | 0        | 0     | 0        | 0      | 0        |
| American Indian/Alaskan Native & Black/African American: | 0     | 0        | 0      | 0        | 0     | 0        | 0      | 0        |
| Other multi-racial:                                      | 0     | 0        | 0      | 0        | 0     | 0        | 0      | 0        |
| Asian/Pacific Islander:                                  | 0     | 0        | 0      | 0        | 0     | 0        | 0      | 0        |
| Hispanic:  | 0     | 0        | 0      | 0        | 0     | 0        | 0      | 0        |

PR03 - CONWAY

Page: 20 of 42



## City of Conway, Arkansas Consolidated Annual Performance Evaluation Report



U.S. Department of Housing and Urban Development  
Office of Community Planning and Development  
Integrated Disbursement and Information System  
CDBG Activity Summary Report (GPR) for Program Year 2021  
CONWAY

Date: 28-Sep-2022  
Time: 13:49  
Page: 21

|                           |       |        |       |        |   |   |     |   |
|---------------------------|-------|--------|-------|--------|---|---|-----|---|
| Total:                    | 0     | 0      | 0     | 0      | 0 | 0 | 176 | 3 |
| Female-headed Households: | 0     |        | 0     |        | 0 |   |     |   |
| Income Category:          | Owner | Renter | Total | Person |   |   |     |   |
| Extremely Low             | 0     | 0      | 0     | 139    |   |   |     |   |
| Low Mod                   | 0     | 0      | 0     | 20     |   |   |     |   |
| Moderate                  | 0     | 0      | 0     | 17     |   |   |     |   |
| Non Low Moderate          | 0     | 0      | 0     | 0      |   |   |     |   |
| Total                     | 0     | 0      | 0     | 176    |   |   |     |   |
| Percent Low/Mod           |       |        |       | 100.0% |   |   |     |   |

### Annual Accomplishments

| Years | Accomplishment Narrative  | # Benefitting |
|-------|---|---------------|
| 2020  | In 2020, CDBG was able to assist in funding ILS with a total of 176 persons with transportation assistance. |               |





## City of Conway, Arkansas Consolidated Annual Performance Evaluation Report



U.S. Department of Housing and Urban Development  
Office of Community Planning and Development  
Integrated Disbursement and Information System  
CDBG Activity Summary Report (GPR) for Program Year 2021  
CONWAY

Date: 28-Sep-2022  
Time: 13:49  
Page: 22

|                |  |                     |                                     |
|----------------|--|---------------------|-------------------------------------|
| PGM Year:      | 2020   |                     |                                     |
| Project:       | 0007 - Public Service-Faulkner County Council on Aging     |                     |                                     |
| IDIS Activity: | 264 - 2020 Faulkner County Council on Aging Transportation |                     |                                     |
| Status:        | Completed 8/5/2021 12:00:00 AM                             | Objective:          | Create suitable living environments |
| Location:      | 705 E Siebenmorgen Rd Conway, AR 72032-4022                | Outcome:            | Sustainability                      |
|                |  | Matrix Code:        | Transportation Services (05E)       |
|                |  | National Objective: | LMC                                 |

Activity to prevent, prepare for, and respond to Coronavirus: No

Initial Funding Date: 09/24/2020

Description:

Funding would assist Faulkner County Council on Aging with transportation costs associated with providing 2,333 one way trips to senior citizens in the Conway area. These trips provide access to food by transporting elderly citizens to and from the Senior Wellness and Activity Center for the purpose of receiving, hot nutritious meals and also to and from medical/dental appointments and grocery shopping.

CDBG funding will be used to cover the direct cost of driver salaries, gasoline, vehicle maintenance/repairs, and insurance in providing this service.

Financing

|       | Fund Type | Grant Year | Grant       | Funded Amount | Drawn In Program Year | Drawn Thru Program Year |
|-------|-----------|------------|-------------|---------------|-----------------------|-------------------------|
| CDBG  | EN        | 2020       | B20MC050010 | \$20,000.00   | \$0.00                | \$20,000.00             |
| Total | Total     |            |             | \$20,000.00   | \$0.00                | \$20,000.00             |

Proposed Accomplishments

People (General) : 200

Actual Accomplishments

Number assisted:

|  | Owner |          | Renter |          | Total |          | Person |          |
|--|-------|----------|--------|----------|-------|----------|--------|----------|
|  | Total | Hispanic | Total  | Hispanic | Total | Hispanic | Total  | Hispanic |
| White:   | 0     | 0        | 0      | 0        | 0     | 0        | 6      | 0        |
| Black/African American:                                  | 0     | 0        | 0      | 0        | 0     | 0        | 5      | 0        |
| Asian:   | 0     | 0        | 0      | 0        | 0     | 0        | 0      | 0        |
| American Indian/Alaskan Native:                          | 0     | 0        | 0      | 0        | 0     | 0        | 0      | 0        |
| Native Hawaiian/Other Pacific Islander:                  | 0     | 0        | 0      | 0        | 0     | 0        | 0      | 0        |
| American Indian/Alaskan Native & White:                  | 0     | 0        | 0      | 0        | 0     | 0        | 0      | 0        |
| Asian White:   | 0     | 0        | 0      | 0        | 0     | 0        | 0      | 0        |
| Black/African American & White:                          | 0     | 0        | 0      | 0        | 0     | 0        | 0      | 0        |
| American Indian/Alaskan Native & Black/African American: | 0     | 0        | 0      | 0        | 0     | 0        | 0      | 0        |
| Other multi-racial:                                      | 0     | 0        | 0      | 0        | 0     | 0        | 0      | 0        |
| Asian/Pacific Islander:                                  | 0     | 0        | 0      | 0        | 0     | 0        | 0      | 0        |

PR03 - CONWAY

Page: 22 of 42



## City of Conway, Arkansas Consolidated Annual Performance Evaluation Report



U.S. Department of Housing and Urban Development  
Office of Community Planning and Development  
Integrated Disbursement and Information System  
CDBG Activity Summary Report (GPR) for Program Year 2021  
CONWAY

Date: 28-Sep-2022  
Time: 13:49  
Page: 23

|                           |       |        |       |        |   |   |    |   |
|---------------------------|-------|--------|-------|--------|---|---|----|---|
| Hispanic:                 | 0     | 0      | 0     | 0      | 0 | 0 | 0  | 0 |
| Total:                    | 0     | 0      | 0     | 0      | 0 | 0 | 11 | 0 |
| Female-headed Households: | 0     |        | 0     |        | 0 |   |    |   |
| Income Category:          | Owner | Renter | Total | Person |   |   |    |   |
| Extremely Low             | 0     | 0      | 0     | 0      |   |   |    |   |
| Low Mod                   | 0     | 0      | 0     | 11     |   |   |    |   |
| Moderate                  | 0     | 0      | 0     | 0      |   |   |    |   |
| Non Low Moderate          | 0     | 0      | 0     | 0      |   |   |    |   |
| Total                     | 0     | 0      | 0     | 11     |   |   |    |   |
| Percent Low/Mod           |       |        |       | 100.0% |   |   |    |   |

### Annual Accomplishments

| Years | Accomplishment Narrative   | # Benefitting |
|-------|--|---------------|
| 2019  | This program year due to Covid-19, the global pandemic, FCCA was only able to transport 11 people with the CDBG funding allocated. The clientele that they serve are those over the age of 65 and more susceptible to severe illness if they were to be infected by the virus. The funding was used to purchase of a new vehicle to transport clientele. |               |



## City of Conway, Arkansas Consolidated Annual Performance Evaluation Report



U.S. Department of Housing and Urban Development  
Office of Community Planning and Development  
Integrated Disbursement and Information System  
CDBG Activity Summary Report (GPR) for Program Year 2021  
CONWAY

Date: 28-Sep-2022  
Time: 13:49  
Page: 24

|                |   |              |                                     |                     |     |  |
|----------------|---|--------------|-------------------------------------|---------------------|-----|--|
| PGM Year:      | 2020                                      |              |                                     |                     |     |  |
| Project:       | 0008 - Public Service-Milestones Inc.     |              |                                     |                     |     |  |
| IDIS Activity: | 266 - 2020 Milestones Inc. Transportation |              |                                     |                     |     |  |
| Status:        | Completed 8/5/2021 12:00:00 AM            | Objective:   | Create suitable living environments |                     |     |  |
| Location:      | 1700 South Blvd Conway, AR 72034-6455     | Outcome:     | Sustainability                      |                     |     |  |
|                |   | Matrix Code: | Transportation Services (05E)       | National Objective: | LMC |  |

Activity to prevent, prepare for, and respond to Coronavirus: No

Initial Funding Date: 09/24/2020

Description:

Funding will assist Milestones Inc. with transportation costs associated with transporting approximately 65 children with developmental delays throughout the year. Costs include vehicle maintenance, gas, insurance, and driver salaries

Financing

|       | Fund Type | Grant Year | Grant       | Funded Amount | Drawn In Program Year | Drawn Thru Program Year |
|-------|-----------|------------|-------------|---------------|-----------------------|-------------------------|
| CDBG  | EN        | 2020       | B20MC050010 | \$2,000.00    | \$0.00                | \$2,000.00              |
| Total | Total     |            |             | \$2,000.00    | \$0.00                | \$2,000.00              |

Proposed Accomplishments

People (General) : 65

Actual Accomplishments

Number assisted:

|  | Owner |          | Renter |          | Total |          | Person |          |
|--|-------|----------|--------|----------|-------|----------|--------|----------|
|  | Total | Hispanic | Total  | Hispanic | Total | Hispanic | Total  | Hispanic |
| White:   | 0     | 0        | 0      | 0        | 0     | 0        | 11     | 1        |
| Black/African American:                                  | 0     | 0        | 0      | 0        | 0     | 0        | 6      | 0        |
| Asian:   | 0     | 0        | 0      | 0        | 0     | 0        | 0      | 0        |
| American Indian/Alaskan Native:                          | 0     | 0        | 0      | 0        | 0     | 0        | 0      | 0        |
| Native Hawaiian/Other Pacific Islander:                  | 0     | 0        | 0      | 0        | 0     | 0        | 0      | 0        |
| American Indian/Alaskan Native & White:                  | 0     | 0        | 0      | 0        | 0     | 0        | 0      | 0        |
| Asian White:   | 0     | 0        | 0      | 0        | 0     | 0        | 0      | 0        |
| Black/African American & White:                          | 0     | 0        | 0      | 0        | 0     | 0        | 0      | 0        |
| American Indian/Alaskan Native & Black/African American: | 0     | 0        | 0      | 0        | 0     | 0        | 0      | 0        |
| Other multi-racial:                                      | 0     | 0        | 0      | 0        | 0     | 0        | 0      | 0        |
| Asian/Pacific Islander:                                  | 0     | 0        | 0      | 0        | 0     | 0        | 0      | 0        |
| Hispanic:  | 0     | 0        | 0      | 0        | 0     | 0        | 0      | 0        |

PR03 - CONWAY

Page: 24 of 42



## City of Conway, Arkansas Consolidated Annual Performance Evaluation Report



U.S. Department of Housing and Urban Development  
Office of Community Planning and Development  
Integrated Disbursement and Information System  
CDBG Activity Summary Report (GPR) for Program Year 2021  
CONWAY

Date: 28-Sep-2022  
Time: 13:49  
Page: 25

|                           |       |        |       |        |   |   |    |   |
|---------------------------|-------|--------|-------|--------|---|---|----|---|
| Total:                    | 0     | 0      | 0     | 0      | 0 | 0 | 17 | 1 |
| Female-headed Households: | 0     |        | 0     |        | 0 |   |    |   |
| Income Category:          | Owner | Renter | Total | Person |   |   |    |   |
| Extremely Low             | 0     | 0      | 0     | 9      |   |   |    |   |
| Low Mod                   | 0     | 0      | 0     | 3      |   |   |    |   |
| Moderate                  | 0     | 0      | 0     | 1      |   |   |    |   |
| Non Low Moderate          | 0     | 0      | 0     | 4      |   |   |    |   |
| Total                     | 0     | 0      | 0     | 17     |   |   |    |   |
| Percent Low/Mod           |       |        |       | 76.5%  |   |   |    |   |

### Annual Accomplishments

| Years | Accomplishment Narrative   | # Benefitting |
|-------|--|---------------|
| 2020  | CDBG assisted Milestones Inc. with transportation services for 17 LMI children with various disabilities |               |



## City of Conway, Arkansas Consolidated Annual Performance Evaluation Report



U.S. Department of Housing and Urban Development  
Office of Community Planning and Development  
Integrated Disbursement and Information System  
CDBG Activity Summary Report (GPR) for Program Year 2021  
CONWAY

Date: 28-Sep-2022  
Time: 13:49  
Page: 26

|                |  |                     |                                     |
|----------------|--|---------------------|-------------------------------------|
| PGM Year:      | 2020   |                     |                                     |
| Project:       | 0010 - Public Service-Rise House Arkansas (formally the Women's Shelter of Central Arkansas) |                     |                                     |
| IDIS Activity: | 267 - 2020 Rise House Arkansas Transportation  |                     |                                     |
| Status:        | Completed 8/5/2021 12:00:00 AM   | Objective:          | Create suitable living environments |
| Location:      | Address Suppressed   | Outcome:            | Sustainability                      |
|                |  | Matrix Code:        | Transportation Services (05E)       |
|                |  | National Objective: | LMC                                 |

Activity to prevent, prepare for, and respond to Coronavirus: No

Initial Funding Date: 09/24/2020

Description:

With the grant funds, the Women's Shelter will be able to continue to provide reliable transportation to our residents.

The funds will be used for vehicle insurance as well as maintenance, tag renewal, and fuel

Financing

|       | Fund Type | Grant Year | Grant       | Funded Amount | Drawn In Program Year | Drawn Thru Program Year |
|-------|-----------|------------|-------------|---------------|-----------------------|-------------------------|
| CDBG  | EN        | 2020       | B20MC050010 | \$2,000.00    | \$0.00                | \$2,000.00              |
| Total | Total     |            |             | \$2,000.00    | \$0.00                | \$2,000.00              |

Proposed Accomplishments

People (General): 163

Actual Accomplishments

Number assisted:

|  | Owner |          | Renter |          | Total |          | Person |          |
|--|-------|----------|--------|----------|-------|----------|--------|----------|
|  | Total | Hispanic | Total  | Hispanic | Total | Hispanic | Total  | Hispanic |
| White:   | 0     | 0        | 0      | 0        | 0     | 0        | 152    | 25       |
| Black/African American:                                  | 0     | 0        | 0      | 0        | 0     | 0        | 76     | 0        |
| Asian:   | 0     | 0        | 0      | 0        | 0     | 0        | 0      | 0        |
| American Indian/Alaskan Native:                          | 0     | 0        | 0      | 0        | 0     | 0        | 0      | 0        |
| Native Hawaiian/Other Pacific Islander:                  | 0     | 0        | 0      | 0        | 0     | 0        | 0      | 0        |
| American Indian/Alaskan Native & White:                  | 0     | 0        | 0      | 0        | 0     | 0        | 0      | 0        |
| Asian White:   | 0     | 0        | 0      | 0        | 0     | 0        | 0      | 0        |
| Black/African American & White:                          | 0     | 0        | 0      | 0        | 0     | 0        | 0      | 0        |
| American Indian/Alaskan Native & Black/African American: | 0     | 0        | 0      | 0        | 0     | 0        | 0      | 0        |
| Other multi-racial:                                      | 0     | 0        | 0      | 0        | 0     | 0        | 25     | 0        |
| Asian/Pacific Islander:                                  | 0     | 0        | 0      | 0        | 0     | 0        | 0      | 0        |
| Hispanic:  | 0     | 0        | 0      | 0        | 0     | 0        | 0      | 0        |

PR03 - CONWAY

Page: 26 of 42



## City of Conway, Arkansas Consolidated Annual Performance Evaluation Report



U.S. Department of Housing and Urban Development  
Office of Community Planning and Development  
Integrated Disbursement and Information System  
CDBG Activity Summary Report (GPR) for Program Year 2021  
CONWAY

Date: 28-Sep-2022  
Time: 13:49  
Page: 27

|                           |       |        |       |        |   |   |     |    |
|---------------------------|-------|--------|-------|--------|---|---|-----|----|
| Total:                    | 0     | 0      | 0     | 0      | 0 | 0 | 253 | 25 |
| Female-headed Households: | 0     |        | 0     |        | 0 |   |     |    |
| Income Category:          | Owner | Renter | Total | Person |   |   |     |    |
| Extremely Low             | 0     | 0      | 0     | 253    |   |   |     |    |
| Low Mod                   | 0     | 0      | 0     | 0      |   |   |     |    |
| Moderate                  | 0     | 0      | 0     | 0      |   |   |     |    |
| Non Low Moderate          | 0     | 0      | 0     | 0      |   |   |     |    |
| Total                     | 0     | 0      | 0     | 253    |   |   |     |    |
| Percent Low/Mod           |       |        |       | 100.0% |   |   |     |    |

### Annual Accomplishments

| Years | Accomplishment Narrative   | # Benefitting |
|-------|--|---------------|
| 2020  | This year, CDBG was able to assist Rise House Arkansas with transportation assistance for 253 battered and abused women. |               |



## City of Conway, Arkansas Consolidated Annual Performance Evaluation Report



U.S. Department of Housing and Urban Development  
Office of Community Planning and Development  
Integrated Disbursement and Information System  
CDBG Activity Summary Report (GPR) for Program Year 2021  
CONWAY

Date: 28-Sep-2022  
Time: 13:49  
Page: 28

|                |   |              |                                     |                     |     |
|----------------|---|--------------|-------------------------------------|---------------------|-----|
| PGM Year:      | 2020  |              |                                     |                     |     |
| Project:       | 0011 - Public Service-Young Empowered Sisters     |              |                                     |                     |     |
| IDIS Activity: | 268 - 2020 Young Empowered Sisters Transportation |              |                                     |                     |     |
| Status:        | Canceled 10/13/2021 12:00:00 AM                   | Objective:   | Create suitable living environments |                     |     |
| Location:      | 4045 Newcastle Dr Conway, AR 72034-7748           | Outcome:     | Sustainability                      |                     |     |
|                |   | Matrix Code: | Transportation Services (05E)       | National Objective: | LMC |

Activity to prevent, prepare for, and respond to Coronavirus: No

Initial Funding Date: 09/24/2020

Description:

Y.E.S services over 30 girls who are in the judicial system and on freereduced lunch which indicates low to moderate income households. CDBG assists in servicing costs associated with transportation.

Each year, YES takes an annual trip and CDBG funding assists in bus rental and gas costs.

Financing

No data returned for this view. This might be because the applied filter excludes all data.

### Proposed Accomplishments

People (General) : 30

### Actual Accomplishments

Number assisted:

|   | Owner |          | Renter |          | Total |          | Person |          |
|---|-------|----------|--------|----------|-------|----------|--------|----------|
|   | Total | Hispanic | Total  | Hispanic | Total | Hispanic | Total  | Hispanic |
| White:                                  | 0     | 0        | 0      | 0        | 0     | 0        | 0      | 0        |
| Black/African American:                 | 0     | 0        | 0      | 0        | 0     | 0        | 30     | 0        |
| Asian:                                  | 0     | 0        | 0      | 0        | 0     | 0        | 0      | 0        |
| American Indian/Alaskan Native:         | 0     | 0        | 0      | 0        | 0     | 0        | 0      | 0        |
| Native Hawaiian/Other Pacific Islander: | 0     | 0        | 0      | 0        | 0     | 0        | 0      | 0        |
| American Indian/Alaskan Native & White: | 0     | 0        | 0      | 0        | 0     | 0        | 0      | 0        |
| Asian White:                            | 0     | 0        | 0      | 0        | 0     | 0        | 0      | 0        |
| Black/African American & White:         | 0     | 0        | 0      | 0        | 0     | 0        | 0      | 0        |

PR03 - CONWAY

Page: 28 of 42



## City of Conway, Arkansas Consolidated Annual Performance Evaluation Report



U.S. Department of Housing and Urban Development  
Office of Community Planning and Development  
Integrated Disbursement and Information System  
CDBG Activity Summary Report (GPR) for Program Year 2021  
CONWAY

Date: 28-Sep-2022  
Time: 13:49  
Page: 29

|  |       |        |       |        |   |   |    |   |
|--|-------|--------|-------|--------|---|---|----|---|
| American Indian/Alaskan Native & Black/African American: | 0     | 0      | 0     | 0      | 0 | 0 | 0  | 0 |
| Other multi-racial:                                      | 0     | 0      | 0     | 0      | 0 | 0 | 0  | 0 |
| Asian/Pacific Islander:                                  | 0     | 0      | 0     | 0      | 0 | 0 | 0  | 0 |
| Hispanic:  | 0     | 0      | 0     | 0      | 0 | 0 | 0  | 0 |
| Total:   | 0     | 0      | 0     | 0      | 0 | 0 | 30 | 0 |
| Female-headed Households:                                | 0     |        | 0     |        | 0 |   |    |   |
| Income Category:   | Owner | Renter | Total | Person |   |   |    |   |
| Extremely Low  | 0     | 0      | 0     | 0      |   |   |    |   |
| Low Mod  | 0     | 0      | 0     | 30     |   |   |    |   |
| Moderate   | 0     | 0      | 0     | 0      |   |   |    |   |
| Non Low Moderate   | 0     | 0      | 0     | 0      |   |   |    |   |
| Total  | 0     | 0      | 0     | 30     |   |   |    |   |
| Percent Low/Mod  |       |        |       | 100.0% |   |   |    |   |

### Annual Accomplishments

| Years | Accomplishment Narrative  | # Benefitting |
|-------|---|---------------|
| 2020  | Due to Covid-19, this activity was unable to spend funding. This money will be reallocated to the Emergency Shelter |               |





## City of Conway, Arkansas Consolidated Annual Performance Evaluation Report



U.S. Department of Housing and Urban Development  
Office of Community Planning and Development  
Integrated Disbursement and Information System  
CDBG Activity Summary Report (GPR) for Program Year 2021  
CONWAY

Date: 28-Sep-2022  
Time: 13:49  
Page: 30

PGM Year: 2021  
Project: 0001 - Administration  
IDIS Activity: 270 - Administration  
Status: Open  
Location: ,  
Objective:  
Outcome:  
Matrix Code: General Program Administration (21A) National Objective:

Activity to prevent, prepare for, and respond to Coronavirus: No

Initial Funding Date: 08/14/2021

Description:

All costs related to Administrative and administrative services.

Financing

|       | Fund Type | Grant Year | Grant       | Funded Amount | Drawn In Program Year | Drawn Thru Program Year |
|-------|-----------|------------|-------------|---------------|-----------------------|-------------------------|
| CDBG  | EN        | 2021       | B21MC050010 | \$97,683.20   | \$71,877.30           | \$71,877.30             |
| Total | Total     |            |             | \$97,683.20   | \$71,877.30           | \$71,877.30             |

Proposed Accomplishments

Actual Accomplishments

Number assisted:

|  | Owner |          | Renter |          | Total |          | Person |          |
|--|-------|----------|--------|----------|-------|----------|--------|----------|
|  | Total | Hispanic | Total  | Hispanic | Total | Hispanic | Total  | Hispanic |
| White:   |       |          |        |          | 0     | 0        |        |          |
| Black/African American:                                  |       |          |        |          | 0     | 0        |        |          |
| Asian:   |       |          |        |          | 0     | 0        |        |          |
| American Indian/Alaskan Native:                          |       |          |        |          | 0     | 0        |        |          |
| Native Hawaiian/Other Pacific Islander:                  |       |          |        |          | 0     | 0        |        |          |
| American Indian/Alaskan Native & White:                  |       |          |        |          | 0     | 0        |        |          |
| Asian White:   |       |          |        |          | 0     | 0        |        |          |
| Black/African American & White:                          |       |          |        |          | 0     | 0        |        |          |
| American Indian/Alaskan Native & Black/African American: |       |          |        |          | 0     | 0        |        |          |
| Other multi-racial:                                      |       |          |        |          | 0     | 0        |        |          |
| Asian/Pacific Islander:                                  |       |          |        |          | 0     | 0        |        |          |
| Hispanic:  |       |          |        |          | 0     | 0        |        |          |
| Total:   | 0     | 0        | 0      | 0        | 0     | 0        | 0      | 0        |

Female-headed Households:

PR03 - CONWAY

Page: 30 of 42



## City of Conway, Arkansas Consolidated Annual Performance Evaluation Report



U.S. Department of Housing and Urban Development  
Office of Community Planning and Development  
Integrated Disbursement and Information System  
CDBG Activity Summary Report (GPR) for Program Year 2021  
CONWAY

Date: 28-Sep-2022  
Time: 13:49  
Page: 31

| Income Category: | Owner | Renter | Total | Person |
|------------------|-------|--------|-------|--------|
| Extremely Low    |       |        | 0     |        |
| Low Mod          |       |        | 0     |        |
| Moderate         |       |        | 0     |        |
| Non Low Moderate |       |        | 0     |        |
| Total            | 0     | 0      | 0     | 0      |
| Percent Low/Mod  |       |        |       |        |

### Annual Accomplishments

No data returned for this view. This might be because the applied filter excludes all data.



## City of Conway, Arkansas Consolidated Annual Performance Evaluation Report



U.S. Department of Housing and Urban Development  
Office of Community Planning and Development  
Integrated Disbursement and Information System  
CDBG Activity Summary Report (GPR) for Program Year 2021  
CONWAY

Date: 28-Sep-2022  
Time: 13:49  
Page: 32

PGM Year: 2021  
Project: 0002 - Boys and Girls Club  
IDIS Activity: 271 - 2021 Boys and Girls Club Transportation  
Status: Completed 7/25/2022 12:00:00 AM  
Location: 1405 Robins Street Conway, AR 72034-6509  
Objective: Create suitable living environments  
Outcome: Sustainability  
Matrix Code: Transportation Services (05E)  
National Objective: LMC

Activity to prevent, prepare for, and respond to Coronavirus: No

Initial Funding Date: 08/24/2021

### Description:

This services project will consist of assisting the Boys and Girls Club of Faulkner County with transportation costs associated with transporting an average of 200 youth daily during the school year from 15 different schools. The Boys and Girls Club of Faulkner County serves over 300 unduplicated youth annually with the transportation program.

### Financing

|       | Fund Type | Grant Year | Grant       | Funded Amount | Drawn In Program Year | Drawn Thru Program Year |
|-------|-----------|------------|-------------|---------------|-----------------------|-------------------------|
| CDBG  | EN        | 2021       | B21MC050010 | \$7,000.00    | \$7,000.00            | \$7,000.00              |
| Total | Total     |            |             | \$7,000.00    | \$7,000.00            | \$7,000.00              |

### Proposed Accomplishments

People (General) : 316

### Actual Accomplishments

#### Number assisted:

|  | Owner |          | Renter |          | Total |          | Person |          |
|--|-------|----------|--------|----------|-------|----------|--------|----------|
|  | Total | Hispanic | Total  | Hispanic | Total | Hispanic | Total  | Hispanic |
| White:   | 0     | 0        | 0      | 0        | 0     | 0        | 27     | 4        |
| Black/African American:                                  | 0     | 0        | 0      | 0        | 0     | 0        | 75     | 0        |
| Asian:   | 0     | 0        | 0      | 0        | 0     | 0        | 0      | 0        |
| American Indian/Alaskan Native:                          | 0     | 0        | 0      | 0        | 0     | 0        | 0      | 0        |
| Native Hawaiian/Other Pacific Islander:                  | 0     | 0        | 0      | 0        | 0     | 0        | 0      | 0        |
| American Indian/Alaskan Native & White:                  | 0     | 0        | 0      | 0        | 0     | 0        | 0      | 0        |
| Asian White:   | 0     | 0        | 0      | 0        | 0     | 0        | 0      | 0        |
| Black/African American & White:                          | 0     | 0        | 0      | 0        | 0     | 0        | 17     | 0        |
| American Indian/Alaskan Native & Black/African American: | 0     | 0        | 0      | 0        | 0     | 0        | 0      | 0        |
| Other multi-racial:                                      | 0     | 0        | 0      | 0        | 0     | 0        | 0      | 0        |
| Asian/Pacific Islander:                                  | 0     | 0        | 0      | 0        | 0     | 0        | 0      | 0        |
| Hispanic:  | 0     | 0        | 0      | 0        | 0     | 0        | 0      | 0        |

PR03 - CONWAY

Page: 32 of 42



## City of Conway, Arkansas Consolidated Annual Performance Evaluation Report



U.S. Department of Housing and Urban Development  
Office of Community Planning and Development  
Integrated Disbursement and Information System  
CDBG Activity Summary Report (GPR) for Program Year 2021  
CONWAY

Date: 28-Sep-2022  
Time: 13:49  
Page: 33

|                           |       |        |       |        |   |   |     |   |
|---------------------------|-------|--------|-------|--------|---|---|-----|---|
| Total:                    | 0     | 0      | 0     | 0      | 0 | 0 | 119 | 4 |
| Female-headed Households: | 0     |        | 0     |        | 0 |   |     |   |
| Income Category:          | Owner | Renter | Total | Person |   |   |     |   |
| Extremely Low             | 0     | 0      | 0     | 70     |   |   |     |   |
| Low Mod                   | 0     | 0      | 0     | 17     |   |   |     |   |
| Moderate                  | 0     | 0      | 0     | 22     |   |   |     |   |
| Non Low Moderate          | 0     | 0      | 0     | 10     |   |   |     |   |
| Total                     | 0     | 0      | 0     | 119    |   |   |     |   |
| Percent Low/Mod           |       |        |       | 91.6%  |   |   |     |   |

### Annual Accomplishments

| Years | Accomplishment Narrative   | # Benefitting |
|-------|--|---------------|
| 2021  | This year CDBG was able to assist the Boys and Girls Club of Faulkner County with transportation services benefitting 123 youth. |               |



## City of Conway, Arkansas Consolidated Annual Performance Evaluation Report



U.S. Department of Housing and Urban Development  
Office of Community Planning and Development  
Integrated Disbursement and Information System  
CDBG Activity Summary Report (GPR) for Program Year 2021  
CONWAY

Date: 28-Sep-2022  
Time: 13:49  
Page: 34

|                |  |                     |                                     |
|----------------|--|---------------------|-------------------------------------|
| PGM Year:      | 2021   |                     |                                     |
| Project:       | 0005 - Faulkner County Council on Aging                    |                     |                                     |
| IDIS Activity: | 272 - 2021 Faulkner County Council on Aging Transportation |                     |                                     |
| Status:        | Completed 7/25/2022 12:00:00 AM                            | Objective:          | Create suitable living environments |
| Location:      | 705 E Siebenmorgen Rd Conway, AR 72032-4022                | Outcome:            | Sustainability                      |
|                |  | Matrix Code:        | Transportation Services (05E)       |
|                |  | National Objective: | LMC                                 |

Activity to prevent, prepare for, and respond to Coronavirus: No

Initial Funding Date: 09/09/2021

Description:

Funding would assist Faulkner County on Aging costs associated with providing approximately 2000 one way trips within the City of Conway to senior citizens (age 60 and older) during the period of October 2021 through March 2022.

These trips will provide access to food by transporting elderly citizens of Conway to and from the Senior Wellness and Activity Center to the purpose of receiving hot, nutritious meals. CDBG funding will be used to cover the direct costs of driver salaries, gasoline, vehicle maintenance/repairs and insurance involved in providing this service.

Financing

|       | Fund Type | Grant Year | Grant       | Funded Amount | Drawn In Program Year | Drawn Thru Program Year |
|-------|-----------|------------|-------------|---------------|-----------------------|-------------------------|
| CDBG  | EN        | 2021       | B21MC050010 | \$7,000.00    | \$7,000.00            | \$7,000.00              |
| Total | Total     |            |             | \$7,000.00    | \$7,000.00            | \$7,000.00              |

Proposed Accomplishments

People (General) : 200

Actual Accomplishments

Number assisted:

|  | Owner |          | Renter |          | Total |          | Person |          |
|--|-------|----------|--------|----------|-------|----------|--------|----------|
|  | Total | Hispanic | Total  | Hispanic | Total | Hispanic | Total  | Hispanic |
| White:   | 0     | 0        | 0      | 0        | 0     | 0        | 72     | 3        |
| Black/African American:                                  | 0     | 0        | 0      | 0        | 0     | 0        | 22     | 0        |
| Asian:   | 0     | 0        | 0      | 0        | 0     | 0        | 2      | 0        |
| American Indian/Alaskan Native:                          | 0     | 0        | 0      | 0        | 0     | 0        | 0      | 0        |
| Native Hawaiian/Other Pacific Islander:                  | 0     | 0        | 0      | 0        | 0     | 0        | 0      | 0        |
| American Indian/Alaskan Native & White:                  | 0     | 0        | 0      | 0        | 0     | 0        | 0      | 0        |
| Asian White:   | 0     | 0        | 0      | 0        | 0     | 0        | 0      | 0        |
| Black/African American & White:                          | 0     | 0        | 0      | 0        | 0     | 0        | 0      | 0        |
| American Indian/Alaskan Native & Black/African American: | 0     | 0        | 0      | 0        | 0     | 0        | 0      | 0        |
| Other multi-racial:                                      | 0     | 0        | 0      | 0        | 0     | 0        | 0      | 0        |
| Asian/Pacific Islander:                                  | 0     | 0        | 0      | 0        | 0     | 0        | 0      | 0        |

PR03 - CONWAY

Page: 34 of 42



## City of Conway, Arkansas Consolidated Annual Performance Evaluation Report



U.S. Department of Housing and Urban Development  
Office of Community Planning and Development  
Integrated Disbursement and Information System  
CDBG Activity Summary Report (GPR) for Program Year 2021  
CONWAY

Date: 28-Sep-2022  
Time: 13:49  
Page: 35

|                           |       |        |       |        |   |   |    |   |
|---------------------------|-------|--------|-------|--------|---|---|----|---|
| Hispanic:                 | 0     | 0      | 0     | 0      | 0 | 0 | 0  | 0 |
| Total:                    | 0     | 0      | 0     | 0      | 0 | 0 | 96 | 3 |
| Female-headed Households: | 0     |        | 0     |        | 0 |   |    |   |
| Income Category:          | Owner | Renter | Total | Person |   |   |    |   |
| Extremely Low             | 0     | 0      | 0     | 0      |   |   |    |   |
| Low Mod                   | 0     | 0      | 0     | 96     |   |   |    |   |
| Moderate                  | 0     | 0      | 0     | 0      |   |   |    |   |
| Non Low Moderate          | 0     | 0      | 0     | 0      |   |   |    |   |
| Total                     | 0     | 0      | 0     | 96     |   |   |    |   |
| Percent Low/Mod           |       |        |       | 100.0% |   |   |    |   |

### Annual Accomplishments

| Years | Accomplishment Narrative | # Benefitting |
|-------|--------------------------|---------------|
| 2021  |                          |               |



## City of Conway, Arkansas Consolidated Annual Performance Evaluation Report



U.S. Department of Housing and Urban Development  
Office of Community Planning and Development  
Integrated Disbursement and Information System  
CDBG Activity Summary Report (GPR) for Program Year 2021  
CONWAY

Date: 28-Sep-2022  
Time: 13:49  
Page: 36

PGM Year: 2021  
Project: 0004 - Independent Living Services  
IDIS Activity: 273 - 2021 Independent Living Services Transportation  
Status: Completed 7/25/2022 12:00:00 AM  
Location: 615 E Robins St Conway, AR 72032-7109  
Objective: Create suitable living environments  
Outcome: Sustainability  
Matrix Code: Transportation Services (05E)  
National Objective: LMC

Activity to prevent, prepare for, and respond to Coronavirus: No

Initial Funding Date: 09/09/2021

Description:

Public Services (Transportation).

In conjunction with its job development, training, and placement programs, Independent Living Services provides transportation services to the citizens of Conway, Arkansas, ages eighteen (18) and older, who have a disability or who are economically disadvantaged.

Independent Living Services has 36 vehicles, including ten wheelchair accessible vans, and 20 staff dedicated to the provision of its transportation services.

People benefited will be a minimum of 200 unduplicated consumers with a minimum of 15,000 miles for passenger pick-ups.

Financing

|       | Fund Type | Grant Year | Grant       | Funded Amount | Drawn In Program Year | Drawn Thru Program Year |
|-------|-----------|------------|-------------|---------------|-----------------------|-------------------------|
| CDBG  | EN        | 2021       | B21MC050010 | \$7,000.00    | \$7,000.00            | \$7,000.00              |
| Total | Total     |            |             | \$7,000.00    | \$7,000.00            | \$7,000.00              |

Proposed Accomplishments

People (General) : 200

Actual Accomplishments

Number assisted:

|  | Owner |          | Renter |          | Total |          | Person |          |
|--|-------|----------|--------|----------|-------|----------|--------|----------|
|  | Total | Hispanic | Total  | Hispanic | Total | Hispanic | Total  | Hispanic |
| White:   | 0     | 0        | 0      | 0        | 0     | 0        | 101    | 0        |
| Black/African American:                                  | 0     | 0        | 0      | 0        | 0     | 0        | 40     | 0        |
| Asian:   | 0     | 0        | 0      | 0        | 0     | 0        | 3      | 0        |
| American Indian/Alaskan Native:                          | 0     | 0        | 0      | 0        | 0     | 0        | 0      | 0        |
| Native Hawaiian/Other Pacific Islander:                  | 0     | 0        | 0      | 0        | 0     | 0        | 0      | 0        |
| American Indian/Alaskan Native & White:                  | 0     | 0        | 0      | 0        | 0     | 0        | 0      | 0        |
| Asian White:   | 0     | 0        | 0      | 0        | 0     | 0        | 0      | 0        |
| Black/African American & White:                          | 0     | 0        | 0      | 0        | 0     | 0        | 0      | 0        |
| American Indian/Alaskan Native & Black/African American: | 0     | 0        | 0      | 0        | 0     | 0        | 0      | 0        |
| Other multi-racial:                                      | 0     | 0        | 0      | 0        | 0     | 0        | 0      | 0        |

PR03 - CONWAY

Page: 36 of 42



## City of Conway, Arkansas Consolidated Annual Performance Evaluation Report



U.S. Department of Housing and Urban Development  
Office of Community Planning and Development  
Integrated Disbursement and Information System  
CDBG Activity Summary Report (GPR) for Program Year 2021  
CONWAY

Date: 28-Sep-2022  
Time: 13:49  
Page: 37

|                           |       |        |       |        |   |   |     |   |
|---------------------------|-------|--------|-------|--------|---|---|-----|---|
| Asian/Pacific Islander:   | 0     | 0      | 0     | 0      | 0 | 0 | 0   | 0 |
| Hispanic:                 | 0     | 0      | 0     | 0      | 0 | 0 | 0   | 0 |
| Total:                    | 0     | 0      | 0     | 0      | 0 | 0 | 144 | 0 |
| Female-headed Households: | 0     | 0      | 0     | 0      | 0 | 0 | 0   | 0 |
| Income Category:          | Owner | Renter | Total | Person |   |   |     |   |
| Extremely Low             | 0     | 0      | 0     | 137    |   |   |     |   |
| Low Mod                   | 0     | 0      | 0     | 5      |   |   |     |   |
| Moderate                  | 0     | 0      | 0     | 2      |   |   |     |   |
| Non Low Moderate          | 0     | 0      | 0     | 0      |   |   |     |   |
| Total                     | 0     | 0      | 0     | 144    |   |   |     |   |
| Percent Low/Mod           |       |        |       | 100.0% |   |   |     |   |

### Annual Accomplishments

| Years | Accomplishment Narrative   | # Benefitting |
|-------|--|---------------|
| 2021  | Public Services (Transportation). In conjunction with its job development, training, and placement programs, Independent Living Services provides transportation services to the citizens of Conway, Arkansas, ages eighteen (18) and older, who have a disability or who are economically disadvantaged. Independent Living Services has 36 vehicles, including ten wheelchair accessible vans, and 20 staff dedicated to the provision of its transportation services. People benefited will be a minimum of 200 unduplicated consumers with a minimum of 15,000 miles for passenger pick-ups. |               |





## City of Conway, Arkansas Consolidated Annual Performance Evaluation Report



U.S. Department of Housing and Urban Development  
Office of Community Planning and Development  
Integrated Disbursement and Information System  
CDBG Activity Summary Report (GPR) for Program Year 2021  
CONWAY

Date: 28-Sep-2022  
Time: 13:49  
Page: 38

PGM Year: 2021  
Project: 0006 - Overnight Emergency Shelter  
IDIS Activity: 274 - 2021 Overnight Emergency Shelter  
Status: Open  
Location: 1116 Gum St Conway, AR 72032-4695

Objective: Create suitable living environments  
Outcome: Sustainability  
Matrix Code: Homeless Facilities (not operating costs) (03C)

National Objective: LMC

Activity to prevent, prepare for, and respond to Coronavirus: No

Initial Funding Date: 09/10/2021

### Description:

This project will include the acquisition and rehabilitation of an office building in a low-to-moderate income area for the purpose of creating an overnight emergency shelter, the first in the city of Conway.  
The office building is 4,836 sq.

ft.  
and is currently vacant.

The rehab will include, but is not limited to: building renovations, electrical, plumbing, mechanical, and HVAC upgrades, roof rehabilitation, structural renovation to create additional space for dormitories and day room and parking lot expansion.

### Financing

|       | Fund Type | Grant Year | Grant       | Funded Amount | Drawn In Program Year | Drawn Thru Program Year |
|-------|-----------|------------|-------------|---------------|-----------------------|-------------------------|
| CDBG  | EN        | 2021       | B21MC050010 | \$317,470.40  | \$205.53              | \$205.53                |
| Total | Total     |            |             | \$317,470.40  | \$205.53              | \$205.53                |

### Proposed Accomplishments

Public Facilities : 50

### Actual Accomplishments

Number assisted:

|  | Owner |          | Renter |          | Total |          | Person |          |
|--|-------|----------|--------|----------|-------|----------|--------|----------|
|  | Total | Hispanic | Total  | Hispanic | Total | Hispanic | Total  | Hispanic |
| White:   | 0     | 0        | 0      | 0        | 0     | 0        | 0      | 0        |
| Black/African American:                                  | 0     | 0        | 0      | 0        | 0     | 0        | 0      | 0        |
| Asian:   | 0     | 0        | 0      | 0        | 0     | 0        | 0      | 0        |
| American Indian/Alaskan Native:                          | 0     | 0        | 0      | 0        | 0     | 0        | 0      | 0        |
| Native Hawaiian/Other Pacific Islander:                  | 0     | 0        | 0      | 0        | 0     | 0        | 0      | 0        |
| American Indian/Alaskan Native & White:                  | 0     | 0        | 0      | 0        | 0     | 0        | 0      | 0        |
| Asian White:   | 0     | 0        | 0      | 0        | 0     | 0        | 0      | 0        |
| Black/African American & White:                          | 0     | 0        | 0      | 0        | 0     | 0        | 0      | 0        |
| American Indian/Alaskan Native & Black/African American: | 0     | 0        | 0      | 0        | 0     | 0        | 0      | 0        |

PR03 - CONWAY

Page: 38 of 42



## City of Conway, Arkansas Consolidated Annual Performance Evaluation Report



U.S. Department of Housing and Urban Development  
Office of Community Planning and Development  
Integrated Disbursement and Information System  
CDBG Activity Summary Report (GPR) for Program Year 2021  
CONWAY

Date: 28-Sep-2022  
Time: 13:49  
Page: 39

|                           |   |   |   |   |   |   |   |   |
|---------------------------|---|---|---|---|---|---|---|---|
| Other multi-racial:       | 0 | 0 | 0 | 0 | 0 | 0 | 0 | 0 |
| Asian/Pacific Islander:   | 0 | 0 | 0 | 0 | 0 | 0 | 0 | 0 |
| Hispanic:                 | 0 | 0 | 0 | 0 | 0 | 0 | 0 | 0 |
| Total:                    | 0 | 0 | 0 | 0 | 0 | 0 | 0 | 0 |
| Female-headed Households: | 0 |   | 0 |   | 0 |   |   |   |

|                  |       |        |       |        |
|------------------|-------|--------|-------|--------|
| Income Category: | Owner | Renter | Total | Person |
| Extremely Low    | 0     | 0      | 0     | 0      |
| Low Mod          | 0     | 0      | 0     | 0      |
| Moderate         | 0     | 0      | 0     | 0      |
| Non Low Moderate | 0     | 0      | 0     | 0      |
| Total            | 0     | 0      | 0     | 0      |
| Percent Low/Mod  |       |        |       |        |

### Annual Accomplishments

No data returned for this view. This might be because the applied filter excludes all data.



## City of Conway, Arkansas Consolidated Annual Performance Evaluation Report



U.S. Department of Housing and Urban Development  
Office of Community Planning and Development  
Integrated Disbursement and Information System  
CDBG Activity Summary Report (GPR) for Program Year 2021  
CONWAY

Date: 28-Sep-2022  
Time: 13:49  
Page: 40

PGM Year: 2021  
Project: 0003 - Rental & Utility Assistance  
IDIS Activity: 275 - 2021 Emergency Rental & Utility Assistance  
Status: Open  
Location: 1111 Main St Conway, AR 72032-5455

Objective: Create suitable living environments  
Outcome: Sustainability  
Matrix Code: Subsistence Payment (05Q)

National Objective: LMC

Activity to prevent, prepare for, and respond to Coronavirus: No

Initial Funding Date: 09/10/2021

Description:

Emergency Rental & Utility assistance for LMI persons.  
This program will assist 60 families.

Financing

|       | Fund Type | Grant Year | Grant       | Funded Amount | Drawn In Program Year | Drawn Thru Program Year |
|-------|-----------|------------|-------------|---------------|-----------------------|-------------------------|
| CDBG  | EN        | 2021       | B21MC050010 | \$52,262.40   | \$974.64              | \$974.64                |
| Total | Total     |            |             | \$52,262.40   | \$974.64              | \$974.64                |

Proposed Accomplishments

People (General) : 60

Actual Accomplishments

Number assisted:

|  | Owner |          | Renter |          | Total |          | Person |          |
|--|-------|----------|--------|----------|-------|----------|--------|----------|
|  | Total | Hispanic | Total  | Hispanic | Total | Hispanic | Total  | Hispanic |
| White:   | 0     | 0        | 0      | 0        | 0     | 0        | 1      | 0        |
| Black/African American:                                  | 0     | 0        | 0      | 0        | 0     | 0        | 2      | 0        |
| Asian:   | 0     | 0        | 0      | 0        | 0     | 0        | 0      | 0        |
| American Indian/Alaskan Native:                          | 0     | 0        | 0      | 0        | 0     | 0        | 0      | 0        |
| Native Hawaiian/Other Pacific Islander:                  | 0     | 0        | 0      | 0        | 0     | 0        | 0      | 0        |
| American Indian/Alaskan Native & White:                  | 0     | 0        | 0      | 0        | 0     | 0        | 0      | 0        |
| Asian White:   | 0     | 0        | 0      | 0        | 0     | 0        | 0      | 0        |
| Black/African American & White:                          | 0     | 0        | 0      | 0        | 0     | 0        | 0      | 0        |
| American Indian/Alaskan Native & Black/African American: | 0     | 0        | 0      | 0        | 0     | 0        | 0      | 0        |
| Other multi-racial:                                      | 0     | 0        | 0      | 0        | 0     | 0        | 0      | 0        |
| Asian/Pacific Islander:                                  | 0     | 0        | 0      | 0        | 0     | 0        | 0      | 0        |
| Hispanic:  | 0     | 0        | 0      | 0        | 0     | 0        | 0      | 0        |

PR03 - CONWAY

Page: 40 of 42



## City of Conway, Arkansas Consolidated Annual Performance Evaluation Report



U.S. Department of Housing and Urban Development  
Office of Community Planning and Development  
Integrated Disbursement and Information System  
CDBG Activity Summary Report (GPR) for Program Year 2021  
CONWAY

Date: 28-Sep-2022  
Time: 13:49  
Page: 41

|                           |   |   |   |   |        |   |   |   |
|---------------------------|---|---|---|---|--------|---|---|---|
| Total:                    | 0 | 0 | 0 | 0 | 0      | 0 | 3 | 0 |
| Female-headed Households: | 0 |   | 0 |   | 0      |   |   |   |
| Income Category:          |   |   |   |   |        |   |   |   |
| Extremely Low             | 0 | 0 | 0 |   | 0      |   |   |   |
| Low Mod                   | 0 | 0 | 0 |   | 3      |   |   |   |
| Moderate                  | 0 | 0 | 0 |   | 0      |   |   |   |
| Non Low Moderate          | 0 | 0 | 0 |   | 0      |   |   |   |
| Total                     | 0 | 0 | 0 |   | 3      |   |   |   |
| Percent Low/Mod           |   |   |   |   | 100.0% |   |   |   |

### Annual Accomplishments

| Years | Accomplishment Narrative   | # Benefitting |
|-------|--|---------------|
| 2021  | The City of Conway was able to provide Utility and Rental Assistance for Conway Residents under the mega waiver allowed by HUD for Program Year 2020 & 2021. Those affected by COVID-19 in 2020 was a significant number of households and all funding was spent within a month of opening the rental and utility assistance program. In 2021 we were allowed to provide assistance to qualified households that were affected by COVID-19 under the same waiver. The majority of those needing rental and utility assistance in 2021 were not affected by COVID-19 therefore following set guidelines we were unable to assist. In speaking with several of our local agencies we discovered that they were having the same challenges as many households were affected by COVID-19, which affected their ability to assist as well, resulting in their funding having to be reallocated in some areas. We also found that on the state level funding was returned to the federal government due to the lack of need for those affected by COVID-19. The Emergency Rental and Utility Assistance program was a great program; with the current waiver in place funding had to be distributed to those directly affected by COVID-19 which severely limited our ability to help and leaving those needing general assistance outside of our realm of assistance. |               |



## City of Conway, Arkansas Consolidated Annual Performance Evaluation Report



U.S. Department of Housing and Urban Development  
Office of Community Planning and Development  
Integrated Disbursement and Information System  
CDBG Activity Summary Report (GPR) for Program Year 2021  
CONWAY

Date: 28-Sep-2022  
Time: 13:49  
Page: 42

---

|                                |                |
|--------------------------------|----------------|
| Total Funded Amount:           | \$2,110,661.80 |
| Total Drawn Thru Program Year: | \$1,125,984.12 |
| Total Drawn In Program Year:   | \$271,211.70   |



City of Conway, Arkansas Consolidated Annual Performance Evaluation Report

**2021 PR-26 -CDBG**



## City of Conway, Arkansas Consolidated Annual Performance Evaluation Report

|   |   |  |       |          |
|---|---|--|-------|----------|
|  | Office of Community Planning and Development                            |  | DATE: | 09-26-22 |
|   | U.S. Department of Housing and Urban Development                        |  | TIME: | 13:45    |
|   | Integrated Disbursement and Information System                          |  | PAGE: | 1        |
|   | PR25 - CDBG Financial Summary Report<br>Program Year 2021<br>CONWAY, AR |  |       |          |

|  |             |
|--|-------------|
| <b>PART I: SUMMARY OF CDBG RESOURCES</b>                                       |             |
| 01 UNEXPENDED CDBG FUNDS AT END OF PREVIOUS PROGRAM YEAR                       | 0.00        |
| 02 ENTITLEMENT GRANT   | 488,416.00  |
| 03 SURPLUS URBAN RENEWAL   | 0.00        |
| 04 SECTION 108 GUARANTEED LOAN FUNDS   | 0.00        |
| 05 CURRENT YEAR PROGRAM INCOME   | 0.00        |
| 05a CURRENT YEAR SECTION 108 PROGRAM INCOME (FOR SI TYPE)                      | 0.00        |
| 06 FUNDS RETURNED TO THE LINE-OF-CREDIT  | 0.00        |
| 06a FUNDS RETURNED TO THE LOCAL CDBG ACCOUNT                                   | 0.00        |
| 07 ADJUSTMENT TO COMPUTE TOTAL AVAILABLE                                       | 0.00        |
| 08 TOTAL AVAILABLE (SUM, LINES 01-07)  | 488,416.00  |
| <b>PART II: SUMMARY OF CDBG EXPENDITURES</b>                                   |             |
| 09 DISBURSEMENTS OTHER THAN SECTION 108 REPAYMENTS AND PLANNING/ADMINISTRATION | 199,103.60  |
| 10 ADJUSTMENT TO COMPUTE TOTAL AMOUNT SUBJECT TO LOW/MOD BENEFIT               | 0.00        |
| 11 AMOUNT SUBJECT TO LOW/MOD BENEFIT (LINE 09 + LINE 10)                       | 199,103.60  |
| 12 DISBURSED IN IDIS FOR PLANNING/ADMINISTRATION                               | 72,108.10   |
| 13 DISBURSED IN IDIS FOR SECTION 108 REPAYMENTS                                | 0.00        |
| 14 ADJUSTMENT TO COMPUTE TOTAL EXPENDITURES                                    | 0.00        |
| 15 TOTAL EXPENDITURES (SUM, LINES 11-14)                                       | 271,211.70  |
| 16 UNEXPENDED BALANCE (LINE 08 - LINE 15)                                      | 217,204.30  |
| <b>PART III: LOW/MOD BENEFIT THIS REPORTING PERIOD</b>                         |             |
| 17 EXPENDED FOR LOW/MOD HOUSING IN SPECIAL AREAS                               | 0.00        |
| 18 EXPENDED FOR LOW/MOD MULTI-UNIT HOUSING                                     | 0.00        |
| 19 DISBURSED FOR OTHER LOW/MOD ACTIVITIES                                      | 199,103.60  |
| 20 ADJUSTMENT TO COMPUTE TOTAL LOW/MOD CREDIT                                  | 0.00        |
| 21 TOTAL LOW/MOD CREDIT (SUM, LINES 17-20)                                     | 199,103.60  |
| 22 PERCENT LOW/MOD CREDIT (LINE 21/LINE 11)                                    | 100.00%     |
| <b>LOW/MOD BENEFIT FOR MULTI-YEAR CERTIFICATIONS</b>                           |             |
| 23 PROGRAM YEARS(PY) COVERED IN CERTIFICATION                                  | PY: PY: PY: |
| 24 CUMULATIVE NET EXPENDITURES SUBJECT TO LOW/MOD BENEFIT CALCULATION          | 0.00        |
| 25 CUMULATIVE EXPENDITURES BENEFITING LOW/MOD PERSONS                          | 0.00        |
| 26 PERCENT BENEFIT TO LOW/MOD PERSONS (LINE 25/LINE 24)                        | 0.00%       |
| <b>PART IV: PUBLIC SERVICE (PS) CAP CALCULATIONS</b>                           |             |
| 27 DISBURSED IN IDIS FOR PUBLIC SERVICES                                       | 21,974.64   |
| 28 PS UNLIQUIDATED OBLIGATIONS AT END OF CURRENT PROGRAM YEAR                  | 0.00        |
| 29 PS UNLIQUIDATED OBLIGATIONS AT END OF PREVIOUS PROGRAM YEAR                 | 0.00        |
| 30 ADJUSTMENT TO COMPUTE TOTAL PS OBLIGATIONS                                  | 0.00        |
| 31 TOTAL PS OBLIGATIONS (LINE 27 + LINE 28 - LINE 29 + LINE 30)                | 21,974.64   |
| 32 ENTITLEMENT GRANT   | 488,416.00  |
| 33 PRIOR YEAR PROGRAM INCOME   | 0.00        |
| 34 ADJUSTMENT TO COMPUTE TOTAL SUBJECT TO PS CAP                               | 0.00        |
| 35 TOTAL SUBJECT TO PS CAP (SUM, LINES 32-34)                                  | 488,416.00  |
| 36 PERCENT FUNDS OBLIGATED FOR PS ACTIVITIES (LINE 31/LINE 35)                 | 4.50%       |
| <b>PART V: PLANNING AND ADMINISTRATION (PA) CAP</b>                            |             |
| 37 DISBURSED IN IDIS FOR PLANNING/ADMINISTRATION                               | 72,108.10   |
| 38 PA UNLIQUIDATED OBLIGATIONS AT END OF CURRENT PROGRAM YEAR                  | 0.00        |
| 39 PA UNLIQUIDATED OBLIGATIONS AT END OF PREVIOUS PROGRAM YEAR                 | 0.00        |
| 40 ADJUSTMENT TO COMPUTE TOTAL PA OBLIGATIONS                                  | 0.00        |
| 41 TOTAL PA OBLIGATIONS (LINE 37 + LINE 38 - LINE 39 +LINE 40)                 | 72,108.10   |
| 42 ENTITLEMENT GRANT   | 488,416.00  |
| 43 CURRENT YEAR PROGRAM INCOME   | 0.00        |
| 44 ADJUSTMENT TO COMPUTE TOTAL SUBJECT TO PA CAP                               | 0.00        |
| 45 TOTAL SUBJECT TO PA CAP (SUM, LINES 42-44)                                  | 488,416.00  |
| 46 PERCENT FUNDS OBLIGATED FOR PA ACTIVITIES (LINE 41/LINE 45)                 | 14.76%      |



## City of Conway, Arkansas Consolidated Annual Performance Evaluation Report

|   |  |  |       |          |
|---|--|--|-------|----------|
|  | Office of Community Planning and Development     |  | DATE: | 09-28-22 |
|   | U.S. Department of Housing and Urban Development |  | TIME: | 13:45    |
|   | Integrated Disbursement and Information System   |  | PAGE: | 2        |
|   | PR25 - CDBG Financial Summary Report             |  |       |          |
| Program Year 2021   |  |  |       |          |
| CONWAY, AR  |  |  |       |          |

LINE 17 DETAIL: ACTIVITIES TO CONSIDER IN DETERMINING THE AMOUNT TO ENTER ON LINE 17  
Report returned no data.

LINE 18 DETAIL: ACTIVITIES TO CONSIDER IN DETERMINING THE AMOUNT TO ENTER ON LINE 18  
Report returned no data.

LINE 19 DETAIL: ACTIVITIES INCLUDED IN THE COMPUTATION OF LINE 19

| Plan Year    | IDIS Project | IDIS Activity | Voucher Number | Activity Name  | Matrix Code | National Objective | Drawn Amount        |
|--------------|--------------|---------------|----------------|--|-------------|--------------------|---------------------|
| 2019         | 6            | 256           | 6501940        | Overnight Emergency Shelter                          | 03C         | LMC                | \$3,480.00          |
| 2019         | 6            | 256           | 6513268        | Overnight Emergency Shelter                          | 03C         | LMC                | \$5,020.00          |
| 2019         | 6            | 256           | 6522151        | Overnight Emergency Shelter                          | 03C         | LMC                | \$19,025.00         |
| 2019         | 6            | 256           | 6529885        | Overnight Emergency Shelter                          | 03C         | LMC                | \$430.18            |
| 2019         | 6            | 256           | 6529896        | Overnight Emergency Shelter                          | 03C         | LMC                | \$500.60            |
| 2019         | 6            | 256           | 6590405        | Overnight Emergency Shelter                          | 03C         | LMC                | \$715.40            |
| 2019         | 6            | 256           | 6598751        | Overnight Emergency Shelter                          | 03C         | LMC                | \$549.50            |
| 2019         | 6            | 256           | 6614088        | Overnight Emergency Shelter                          | 03C         | LMC                | \$199.40            |
| 2019         | 6            | 256           | 6626064        | Overnight Emergency Shelter                          | 03C         | LMC                | \$29,225.00         |
| 2019         | 6            | 256           | 6637550        | Overnight Emergency Shelter                          | 03C         | LMC                | \$3,967.60          |
| 2019         | 6            | 256           | 6640712        | Overnight Emergency Shelter                          | 03C         | LMC                | \$2,777.16          |
| 2019         | 6            | 256           | 6647924        | Overnight Emergency Shelter                          | 03C         | LMC                | \$2,155.25          |
| 2019         | 6            | 256           | 6647925        | Overnight Emergency Shelter                          | 03C         | LMC                | \$1,845.08          |
| 2019         | 6            | 256           | 6647927        | Overnight Emergency Shelter                          | 03C         | LMC                | \$1,456.25          |
| 2021         | 6            | 274           | 6632786        | 2021 Overnight Emergency Shelter                     | 03C         | LMC                | \$205.53            |
|              |              |               |                |  |             |                    | <b>\$71,641.95</b>  |
| 2020         | 3            | 259           | 6496248        | 5th Avenue Park Improvements (Phase II)              | 03F         | LMA                | \$1,562.50          |
| 2020         | 3            | 259           | 6504474        | 5th Avenue Park Improvements (Phase II)              | 03F         | LMA                | \$7,255.00          |
| 2020         | 3            | 259           | 6514546        | 5th Avenue Park Improvements (Phase II)              | 03F         | LMA                | \$13,833.67         |
| 2020         | 3            | 259           | 6518079        | 5th Avenue Park Improvements (Phase II)              | 03F         | LMA                | \$6,619.80          |
| 2020         | 3            | 259           | 6523777        | 5th Avenue Park Improvements (Phase II)              | 03F         | LMA                | \$134.60            |
| 2020         | 3            | 259           | 6542895        | 5th Avenue Park Improvements (Phase II)              | 03F         | LMA                | \$17,938.73         |
| 2020         | 3            | 259           | 6582640        | 5th Avenue Park Improvements (Phase II)              | 03F         | LMA                | \$17,938.73         |
| 2020         | 3            | 259           | 6588902        | 5th Avenue Park Improvements (Phase II)              | 03F         | LMA                | \$26,857.50         |
| 2020         | 3            | 259           | 6598786        | 5th Avenue Park Improvements (Phase II)              | 03F         | LMA                | \$6,925.00          |
| 2020         | 3            | 259           | 6605236        | 5th Avenue Park Improvements (Phase II)              | 03F         | LMA                | \$6,421.48          |
|              |              |               |                |  |             |                    | <b>\$105,487.01</b> |
| 2021         | 2            | 271           | 6547978        | 2021 Boys and Girls Club Transportation              | 05E         | LMC                | \$7,000.00          |
| 2021         | 4            | 273           | 6576195        | 2021 Independent Living Services Transportation      | 05E         | LMC                | \$3,363.03          |
| 2021         | 4            | 273           | 6583537        | 2021 Independent Living Services Transportation      | 05E         | LMC                | \$2,322.98          |
| 2021         | 4            | 273           | 6613530        | 2021 Independent Living Services Transportation      | 05E         | LMC                | \$1,313.99          |
| 2021         | 5            | 272           | 6571966        | 2021 Faulkner County Council on Aging Transportation | 05E         | LMC                | \$7,000.00          |
|              |              |               |                |  |             |                    | <b>\$21,000.00</b>  |
| 2021         | 3            | 275           | 6610666        | 2021 Emergency Rental & Utility Assistance           | 05Q         | LMC                | \$174.64            |
| 2021         | 3            | 275           | 6623145        | 2021 Emergency Rental & Utility Assistance           | 05Q         | LMC                | \$800.00            |
|              |              |               |                |  |             |                    | <b>\$974.64</b>     |
| <b>Total</b> |              |               |                |  |             |                    | <b>\$199,103.60</b> |

LINE 27 DETAIL: ACTIVITIES INCLUDED IN THE COMPUTATION OF LINE 27


| Plan Year    | IDIS Project | IDIS Activity | Voucher Number | Activity to prevent, prepare for, and respond to Coronavirus | Activity Name  | Grant Number | Fund Type | Matrix Code | National Objective | Drawn Amount       |
|--------------|--------------|---------------|----------------|--|--|--------------|-----------|-------------|--------------------|--------------------|
| 2021         | 2            | 271           | 6547978        | No   | 2021 Boys and Girls Club Transportation              | B21MC050010  | EN        | 05E         | LMC                | \$7,000.00         |
| 2021         | 4            | 273           | 6576195        | No   | 2021 Independent Living Services Transportation      | B21MC050010  | EN        | 05E         | LMC                | \$3,363.03         |
| 2021         | 4            | 273           | 6583537        | No   | 2021 Independent Living Services Transportation      | B21MC050010  | EN        | 05E         | LMC                | \$2,322.98         |
| 2021         | 4            | 273           | 6613530        | No   | 2021 Independent Living Services Transportation      | B21MC050010  | EN        | 05E         | LMC                | \$1,313.99         |
| 2021         | 5            | 272           | 6571966        | No   | 2021 Faulkner County Council on Aging Transportation | B21MC050010  | EN        | 05E         | LMC                | \$7,000.00         |
|              |              |               |                |  |  |              |           |             |                    | <b>\$21,000.00</b> |
| 2021         | 3            | 275           | 6610666        | No   | 2021 Emergency Rental & Utility Assistance           | B21MC050010  | EN        | 05Q         | LMC                | \$174.64           |
| 2021         | 3            | 275           | 6623145        | No   | 2021 Emergency Rental & Utility Assistance           | B21MC050010  | EN        | 05Q         | LMC                | \$800.00           |
|              |              |               |                |  |  |              |           |             |                    | <b>\$974.64</b>    |
| <b>Total</b> |              |               |                |  |  |              |           |             |                    | <b>\$21,974.64</b> |

LINE 37 DETAIL: ACTIVITIES INCLUDED IN THE COMPUTATION OF LINE 37





## City of Conway, Arkansas Consolidated Annual Performance Evaluation Report



Office of Community Planning and Development

U.S. Department of Housing and Urban Development

Integrated Disbursement and Information System

PR25 - CDBG Financial Summary Report

Program Year 2021

CONWAY, AR

DATE: 09-26-22

TIME: 13:45

PAGE: 3

| Plan Year | IDIS Project | IDIS Activity | Voucher Number | Activity Name  | Matrix Code | National Objective | Drawn Amount |
|-----------|--------------|---------------|----------------|----------------|-------------|--------------------|--------------|
| 2020      | 1            | 258           | 6490041        | Administration | 21A         |                    | \$101.00     |
| 2020      | 1            | 258           | 6499971        | Administration | 21A         |                    | \$129.80     |
| 2021      | 1            | 270           | 6529897        | Administration | 21A         |                    | \$8,000.00   |
| 2021      | 1            | 270           | 6529898        | Administration | 21A         |                    | \$10,000.00  |
| 2021      | 1            | 270           | 6535716        | Administration | 21A         |                    | \$146.60     |
| 2021      | 1            | 270           | 6540556        | Administration | 21A         |                    | \$1,314.12   |
| 2021      | 1            | 270           | 6540533        | Administration | 21A         |                    | \$42.41      |
| 2021      | 1            | 270           | 6548021        | Administration | 21A         |                    | \$2,628.25   |
| 2021      | 1            | 270           | 6560740        | Administration | 21A         |                    | \$3,808.94   |
| 2021      | 1            | 270           | 6561010        | Administration | 21A         |                    | \$318.34     |
| 2021      | 1            | 270           | 6561029        | Administration | 21A         |                    | \$32.33      |
| 2021      | 1            | 270           | 6561031        | Administration | 21A         |                    | \$91.27      |
| 2021      | 1            | 270           | 6561066        | Administration | 21A         |                    | \$50.00      |
| 2021      | 1            | 270           | 6563150        | Administration | 21A         |                    | \$300.00     |
| 2021      | 1            | 270           | 6567920        | Administration | 21A         |                    | \$41.17      |
| 2021      | 1            | 270           | 6572005        | Administration | 21A         |                    | \$2,628.26   |
| 2021      | 1            | 270           | 6590216        | Administration | 21A         |                    | \$15.45      |
| 2021      | 1            | 270           | 6590936        | Administration | 21A         |                    | \$2,675.46   |
| 2021      | 1            | 270           | 6597133        | Administration | 21A         |                    | \$297.80     |
| 2021      | 1            | 270           | 6597411        | Administration | 21A         |                    | \$177.80     |
| 2021      | 1            | 270           | 6598723        | Administration | 21A         |                    | \$2,628.26   |
| 2021      | 1            | 270           | 6600317        | Administration | 21A         |                    | \$1,304.52   |
| 2021      | 1            | 270           | 6601895        | Administration | 21A         |                    | \$399.88     |
| 2021      | 1            | 270           | 6603386        | Administration | 21A         |                    | \$2,820.94   |
| 2021      | 1            | 270           | 6609972        | Administration | 21A         |                    | \$225.00     |
| 2021      | 1            | 270           | 6612519        | Administration | 21A         |                    | \$140.61     |
| 2021      | 1            | 270           | 6614650        | Administration | 21A         |                    | \$3,045.93   |
| 2021      | 1            | 270           | 6615148        | Administration | 21A         |                    | \$180.00     |
| 2021      | 1            | 270           | 6618746        | Administration | 21A         |                    | \$1,300.00   |
| 2021      | 1            | 270           | 6618747        | Administration | 21A         |                    | \$1,066.40   |
| 2021      | 1            | 270           | 6620115        | Administration | 21A         |                    | \$348.75     |
| 2021      | 1            | 270           | 6632278        | Administration | 21A         |                    | \$191.25     |
| 2021      | 1            | 270           | 6632292        | Administration | 21A         |                    | \$180.00     |
| 2021      | 1            | 270           | 6635979        | Administration | 21A         |                    | \$3,872.98   |
| 2021      | 1            | 270           | 6637358        | Administration | 21A         |                    | \$950.00     |
| 2021      | 1            | 270           | 6637367        | Administration | 21A         |                    | \$12,500.00  |
| 2021      | 1            | 270           | 6640760        | Administration | 21A         |                    | \$240.00     |
| 2021      | 1            | 270           | 6640764        | Administration | 21A         |                    | \$213.80     |
| 2021      | 1            | 270           | 6640768        | Administration | 21A         |                    | \$107.52     |
| 2021      | 1            | 270           | 6640790        | Administration | 21A         |                    | \$219.84     |
| 2021      | 1            | 270           | 6642808        | Administration | 21A         |                    | \$720.00     |
| 2021      | 1            | 270           | 6642914        | Administration | 21A         |                    | \$2,820.93   |
| 2021      | 1            | 270           | 6647919        | Administration | 21A         |                    | \$71.52      |
| 2021      | 1            | 270           | 6647921        | Administration | 21A         |                    | \$940.00     |
| 2021      | 1            | 270           | 6650581        | Administration | 21A         |                    | \$2,820.97   |
| Total     |              |               |                |                | 21A         | Matrix Code        | \$72,108.10  |
|           |              |               |                |                |             |                    | \$72,108.10  |



## City of Conway, Arkansas Consolidated Annual Performance Evaluation Report




City of Conway, Arkansas Consolidated Annual Performance Evaluation Report

**2021 PR-26 -CDBG-CV**




## City of Conway, Arkansas Consolidated Annual Performance Evaluation Report

|   |   |  |       |          |
|---|---|--|-------|----------|
|  | Office of Community Planning and Development          |  | DATE: | 09-28-22 |
|   | U.S. Department of Housing and Urban Development      |  | TIME: | 13:46    |
|   | Integrated Disbursement and Information System        |  | PAGE: | 1        |
|   | PR26 - CDBG-CV Financial Summary Report<br>CONWAY, AR |  |       |          |

|  |            |
|--|------------|
| PART I: SUMMARY OF CDBG-CV RESOURCES   |            |
| 01 CDBG-CV GRANT   | 604,543.00 |
| 02 FUNDS RETURNED TO THE LINE-OF-CREDIT  | 0.00       |
| 03 FUNDS RETURNED TO THE LOCAL CDBG ACCOUNT                                    | 0.00       |
| 04 TOTAL AVAILABLE (SUM, LINES 01-03)  | 604,543.00 |
| PART II: SUMMARY OF CDBG-CV EXPENDITURES                                       |            |
| 05 DISBURSEMENTS OTHER THAN SECTION 108 REPAYMENTS AND PLANNING/ADMINISTRATION | 172,894.08 |
| 06 DISBURSED IN IDIS FOR PLANNING/ADMINISTRATION                               | 0.00       |
| 07 DISBURSED IN IDIS FOR SECTION 108 REPAYMENTS                                | 0.00       |
| 08 TOTAL EXPENDITURES (SUM, LINES 05 - 07)                                     | 172,894.08 |
| 09 UNEXPENDED BALANCE (LINE 04 - LINE 8 )                                      | 431,648.92 |
| PART III: LOW/MOD BENEFIT FOR THE CDBG-CV GRANT                                |            |
| 10 EXPENDED FOR LOW/MOD HOUSING IN SPECIAL AREAS                               | 0.00       |
| 11 EXPENDED FOR LOW/MOD MULTI-UNIT HOUSING                                     | 0.00       |
| 12 DISBURSED FOR OTHER LOW/MOD ACTIVITIES                                      | 172,894.08 |
| 13 TOTAL LOW/MOD CREDIT (SUM, LINES 10 - 12)                                   | 172,894.08 |
| 14 AMOUNT SUBJECT TO LOW/MOD BENEFIT (LINE 05)                                 | 172,894.08 |
| 15 PERCENT LOW/MOD CREDIT (LINE 13/LINE 14)                                    | 100.00%    |
| PART IV: PUBLIC SERVICE (PS) CALCULATIONS                                      |            |
| 16 DISBURSED IN IDIS FOR PUBLIC SERVICES                                       | 100,000.00 |
| 17 CDBG-CV GRANT   | 604,543.00 |
| 18 PERCENT OF FUNDS DISBURSED FOR PS ACTIVITIES (LINE 16/LINE 17)              | 16.54%     |
| PART V: PLANNING AND ADMINISTRATION (PA) CAP                                   |            |
| 19 DISBURSED IN IDIS FOR PLANNING/ADMINISTRATION                               | 0.00       |
| 20 CDBG-CV GRANT   | 604,543.00 |
| 21 PERCENT OF FUNDS DISBURSED FOR PA ACTIVITIES (LINE 19/LINE 20)              | 0.00%      |



## City of Conway, Arkansas Consolidated Annual Performance Evaluation Report

|   |   |  |       |          |
|---|---|--|-------|----------|
|  | Office of Community Planning and Development          |  | DATE: | 09-28-22 |
|   | U.S. Department of Housing and Urban Development      |  | TIME: | 13:46    |
|   | Integrated Disbursement and Information System        |  | PAGE: | 2        |
|   | PR26 - CDBG-CV Financial Summary Report<br>CONWAY, AR |  |       |          |

LINE 10 DETAIL: ACTIVITIES TO CONSIDER IN DETERMINING THE AMOUNT TO ENTER ON LINE 10  
Report returned no data.


LINE 11 DETAIL: ACTIVITIES TO CONSIDER IN DETERMINING THE AMOUNT TO ENTER ON LINE 11  
Report returned no data.

LINE 12 DETAIL: ACTIVITIES INCLUDED IN THE COMPUTATION OF LINE 12

| Plan Year | IDIS Project | IDIS Activity | Voucher Number | Activity Name                           | Matrix Code | National Objective | Drawn Amount |
|-----------|--------------|---------------|----------------|---|-------------|--------------------|--------------|
| 2019      | 6            | 256           | 6467396        | Overnight Emergency Shelter             | 03C         | LMC                | \$965.68     |
|           |              |               | 6472214        | Overnight Emergency Shelter             | 03C         | LMC                | \$4,387.00   |
|           |              |               | 6472219        | Overnight Emergency Shelter             | 03C         | LMC                | \$7,533.00   |
|           |              |               | 6670151        | Overnight Emergency Shelter             | 03C         | LMC                | \$176,761.71 |
|           |              |               | 6675225        | Overnight Emergency Shelter             | 03C         | LMC                | \$14,900.50  |
|           | 7            | 257           | 6440953        | COVID-19 Small Business Emergency Grant | 18A         | LMJ                | \$10,000.00  |
|           |              |               | 6442883        | COVID-19 Small Business Emergency Grant | 18A         | LMJ                | \$10,000.00  |
|           |              |               | 6442884        | COVID-19 Small Business Emergency Grant | 18A         | LMJ                | \$10,000.00  |
|           |              |               | 6442885        | COVID-19 Small Business Emergency Grant | 18A         | LMJ                | \$10,000.00  |
|           |              |               | 6448236        | COVID-19 Small Business Emergency Grant | 18A         | LMJ                | \$10,000.00  |
|           |              |               | 6448241        | COVID-19 Small Business Emergency Grant | 18A         | LMJ                | \$10,000.00  |
|           |              |               | 6476701        | COVID-19 Small Business Emergency Grant | 18A         | LMJ                | \$8.40       |
|           | 8            | 261           | 6416371        | COVID-19 Rental and Utility Assistance  | 05Q         | LMCSV              | \$2,010.78   |
|           |              |               | 6418075        | COVID-19 Rental and Utility Assistance  | 05Q         | LMCSV              | \$2,775.00   |
|           |              |               | 6418079        | COVID-19 Rental and Utility Assistance  | 05Q         | LMCSV              | \$1,050.00   |
|           |              |               | 6418437        | COVID-19 Rental and Utility Assistance  | 05Q         | LMCSV              | \$375.14     |
|           |              |               | 6418697        | COVID-19 Rental and Utility Assistance  | 05Q         | LMCSV              | \$1,370.00   |
|           |              |               | 6418701        | COVID-19 Rental and Utility Assistance  | 05Q         | LMCSV              | \$1,865.00   |
|           |              |               | 6418732        | COVID-19 Rental and Utility Assistance  | 05Q         | LMCSV              | \$3,225.00   |
|           |              |               | 6419527        | COVID-19 Rental and Utility Assistance  | 05Q         | LMCSV              | \$1,780.00   |
|           |              |               | 6419796        | COVID-19 Rental and Utility Assistance  | 05Q         | LMCSV              | \$206.08     |
|           |              |               | 6420033        | COVID-19 Rental and Utility Assistance  | 05Q         | LMCSV              | \$2,029.98   |
|           |              |               | 6421204        | COVID-19 Rental and Utility Assistance  | 05Q         | LMCSV              | \$2,091.65   |
|           |              |               | 6421219        | COVID-19 Rental and Utility Assistance  | 05Q         | LMCSV              | \$2,193.98   |
|           |              |               | 6421220        | COVID-19 Rental and Utility Assistance  | 05Q         | LMCSV              | \$1,950.00   |
|           |              |               | 6421223        | COVID-19 Rental and Utility Assistance  | 05Q         | LMCSV              | \$2,550.00   |
|           |              |               | 6423389        | COVID-19 Rental and Utility Assistance  | 05Q         | LMCSV              | \$502.03     |
|           |              |               | 6423392        | COVID-19 Rental and Utility Assistance  | 05Q         | LMCSV              | \$1,575.00   |
|           |              |               | 6423394        | COVID-19 Rental and Utility Assistance  | 05Q         | LMCSV              | \$1,560.00   |
|           |              |               | 6423398        | COVID-19 Rental and Utility Assistance  | 05Q         | LMCSV              | \$1,200.00   |
|           |              |               | 6423401        | COVID-19 Rental and Utility Assistance  | 05Q         | LMCSV              | \$1,950.00   |
|           |              |               | 6423403        | COVID-19 Rental and Utility Assistance  | 05Q         | LMCSV              | \$1,111.28   |
|           |              |               | 6426669        | COVID-19 Rental and Utility Assistance  | 05Q         | LMCSV              | \$1,050.00   |
|           |              |               | 6426671        | COVID-19 Rental and Utility Assistance  | 05Q         | LMCSV              | \$3,150.00   |
|           |              |               | 6426809        | COVID-19 Rental and Utility Assistance  | 05Q         | LMCSV              | \$2,310.00   |
|           |              |               | 6426814        | COVID-19 Rental and Utility Assistance  | 05Q         | LMCSV              | \$2,250.00   |
|           |              |               | 6427758        | COVID-19 Rental and Utility Assistance  | 05Q         | LMCSV              | \$2,640.00   |
|           |              |               | 6427768        | COVID-19 Rental and Utility Assistance  | 05Q         | LMCSV              | \$2,850.00   |
|           |              |               | 6427770        | COVID-19 Rental and Utility Assistance  | 05Q         | LMCSV              | \$2,490.00   |
|           |              |               | 6427775        | COVID-19 Rental and Utility Assistance  | 05Q         | LMCSV              | \$1,545.00   |
|           |              |               | 6427778        | COVID-19 Rental and Utility Assistance  | 05Q         | LMCSV              | \$2,445.00   |
|           |              |               | 6427779        | COVID-19 Rental and Utility Assistance  | 05Q         | LMCSV              | \$2,475.00   |
|           |              |               | 6427781        | COVID-19 Rental and Utility Assistance  | 05Q         | LMCSV              | \$1,275.00   |
|           |              |               | 6427784        | COVID-19 Rental and Utility Assistance  | 05Q         | LMCSV              | \$3,750.00   |
|           |              |               | 6427793        | COVID-19 Rental and Utility Assistance  | 05Q         | LMCSV              | \$1,650.00   |
|           |              |               | 6427795        | COVID-19 Rental and Utility Assistance  | 05Q         | LMCSV              | \$1,275.00   |
|           |              |               | 6427797        | COVID-19 Rental and Utility Assistance  | 05Q         | LMCSV              | \$3,300.00   |
|           |              |               | 6427805        | COVID-19 Rental and Utility Assistance  | 05Q         | LMCSV              | \$1,650.00   |
|           |              |               | 6432200        | COVID-19 Rental and Utility Assistance  | 05Q         | LMCSV              | \$2,445.00   |
|           |              |               | 6432201        | COVID-19 Rental and Utility Assistance  | 05Q         | LMCSV              | \$3,000.00   |
|           |              |               | 6432207        | COVID-19 Rental and Utility Assistance  | 05Q         | LMCSV              | \$1,275.00   |



## City of Conway, Arkansas Consolidated Annual Performance Evaluation Report

|   |   |  |  |       |          |
|---|---|--|--|-------|----------|
|  | Office of Community Planning and Development          |  |  | DATE: | 09-28-22 |
|   | U.S. Department of Housing and Urban Development      |  |  | TIME: | 13:46    |
|   | Integrated Disbursement and Information System        |  |  | PAGE: | 3        |
|   | PR26 - CDBG-CV Financial Summary Report<br>CONWAY, AR |  |  |       |          |


| Plan Year | IDIS Project | IDIS Activity | Voucher Number | Activity Name                          | Matrix Code | National Objective | Drawn Amount |
|-----------|--------------|---------------|----------------|--|-------------|--------------------|--------------|
| 2019      | 8            | 261           | 6432209        | COVID-19 Rental and Utility Assistance | 05Q         | LMCSV              | \$2,400.00   |
|           |              |               | 6432213        | COVID-19 Rental and Utility Assistance | 05Q         | LMCSV              | \$1,800.00   |
|           |              |               | 6432215        | COVID-19 Rental and Utility Assistance | 05Q         | LMCSV              | \$2,625.00   |
|           |              |               | 6432221        | COVID-19 Rental and Utility Assistance | 05Q         | LMCSV              | \$1,275.00   |
|           |              |               | 6433523        | COVID-19 Rental and Utility Assistance | 05Q         | LMCSV              | \$2,475.00   |
|           |              |               | 6433525        | COVID-19 Rental and Utility Assistance | 05Q         | LMCSV              | \$431.98     |
|           |              |               | 6433537        | COVID-19 Rental and Utility Assistance | 05Q         | LMCSV              | \$2,850.00   |
|           |              |               | 6433553        | COVID-19 Rental and Utility Assistance | 05Q         | LMCSV              | \$1,950.00   |
|           |              |               | 6433557        | COVID-19 Rental and Utility Assistance | 05Q         | LMCSV              | \$261.70     |
|           |              |               | 6433574        | COVID-19 Rental and Utility Assistance | 05Q         | LMCSV              | \$142.77     |
|           |              |               | 6433579        | COVID-19 Rental and Utility Assistance | 05Q         | LMCSV              | \$1,311.49   |
|           |              |               | 6490857        | COVID-19 Rental and Utility Assistance | 05Q         | LMCSV              | \$6,281.14   |
| Total     |              |               |                |  |             |                    | \$364,556.29 |

### LINE 16 DETAIL: ACTIVITIES INCLUDED IN THE COMPUTATION OF LINE 16

| Plan Year | IDIS Project | IDIS Activity | Voucher Number | Activity Name                          | Matrix Code | National Objective | Drawn Amount |
|-----------|--------------|---------------|----------------|--|-------------|--------------------|--------------|
| 2019      | 8            | 261           | 6416371        | COVID-19 Rental and Utility Assistance | 05Q         | LMCSV              | \$2,010.78   |
|           |              |               | 6418075        | COVID-19 Rental and Utility Assistance | 05Q         | LMCSV              | \$2,775.00   |
|           |              |               | 6418079        | COVID-19 Rental and Utility Assistance | 05Q         | LMCSV              | \$1,050.00   |
|           |              |               | 6418437        | COVID-19 Rental and Utility Assistance | 05Q         | LMCSV              | \$375.14     |
|           |              |               | 6418697        | COVID-19 Rental and Utility Assistance | 05Q         | LMCSV              | \$1,370.00   |
|           |              |               | 6418701        | COVID-19 Rental and Utility Assistance | 05Q         | LMCSV              | \$1,865.00   |
|           |              |               | 6418732        | COVID-19 Rental and Utility Assistance | 05Q         | LMCSV              | \$3,225.00   |
|           |              |               | 6419527        | COVID-19 Rental and Utility Assistance | 05Q         | LMCSV              | \$1,780.00   |
|           |              |               | 6419796        | COVID-19 Rental and Utility Assistance | 05Q         | LMCSV              | \$206.08     |
|           |              |               | 6420033        | COVID-19 Rental and Utility Assistance | 05Q         | LMCSV              | \$2,029.98   |
|           |              |               | 6421204        | COVID-19 Rental and Utility Assistance | 05Q         | LMCSV              | \$2,091.65   |
|           |              |               | 6421219        | COVID-19 Rental and Utility Assistance | 05Q         | LMCSV              | \$2,193.98   |
|           |              |               | 6421220        | COVID-19 Rental and Utility Assistance | 05Q         | LMCSV              | \$1,950.00   |
|           |              |               | 6421223        | COVID-19 Rental and Utility Assistance | 05Q         | LMCSV              | \$2,550.00   |
|           |              |               | 6423389        | COVID-19 Rental and Utility Assistance | 05Q         | LMCSV              | \$502.03     |
|           |              |               | 6423392        | COVID-19 Rental and Utility Assistance | 05Q         | LMCSV              | \$1,575.00   |
|           |              |               | 6423394        | COVID-19 Rental and Utility Assistance | 05Q         | LMCSV              | \$1,560.00   |
|           |              |               | 6423398        | COVID-19 Rental and Utility Assistance | 05Q         | LMCSV              | \$1,200.00   |
|           |              |               | 6423401        | COVID-19 Rental and Utility Assistance | 05Q         | LMCSV              | \$1,950.00   |
|           |              |               | 6423403        | COVID-19 Rental and Utility Assistance | 05Q         | LMCSV              | \$1,111.28   |
|           |              |               | 6426669        | COVID-19 Rental and Utility Assistance | 05Q         | LMCSV              | \$1,050.00   |
|           |              |               | 6426671        | COVID-19 Rental and Utility Assistance | 05Q         | LMCSV              | \$3,150.00   |
|           |              |               | 6426809        | COVID-19 Rental and Utility Assistance | 05Q         | LMCSV              | \$2,310.00   |
|           |              |               | 6426814        | COVID-19 Rental and Utility Assistance | 05Q         | LMCSV              | \$2,250.00   |
|           |              |               | 6427758        | COVID-19 Rental and Utility Assistance | 05Q         | LMCSV              | \$2,640.00   |
|           |              |               | 6427768        | COVID-19 Rental and Utility Assistance | 05Q         | LMCSV              | \$2,850.00   |
|           |              |               | 6427770        | COVID-19 Rental and Utility Assistance | 05Q         | LMCSV              | \$2,490.00   |
|           |              |               | 6427775        | COVID-19 Rental and Utility Assistance | 05Q         | LMCSV              | \$1,545.00   |
|           |              |               | 6427778        | COVID-19 Rental and Utility Assistance | 05Q         | LMCSV              | \$2,445.00   |
|           |              |               | 6427779        | COVID-19 Rental and Utility Assistance | 05Q         | LMCSV              | \$2,475.00   |
|           |              |               | 6427781        | COVID-19 Rental and Utility Assistance | 05Q         | LMCSV              | \$1,275.00   |
|           |              |               | 6427784        | COVID-19 Rental and Utility Assistance | 05Q         | LMCSV              | \$3,750.00   |
|           |              |               | 6427793        | COVID-19 Rental and Utility Assistance | 05Q         | LMCSV              | \$1,650.00   |
|           |              |               | 6427795        | COVID-19 Rental and Utility Assistance | 05Q         | LMCSV              | \$1,275.00   |
|           |              |               | 6427797        | COVID-19 Rental and Utility Assistance | 05Q         | LMCSV              | \$3,300.00   |
|           |              |               | 6427805        | COVID-19 Rental and Utility Assistance | 05Q         | LMCSV              | \$1,650.00   |
|           |              |               | 6432200        | COVID-19 Rental and Utility Assistance | 05Q         | LMCSV              | \$2,445.00   |
|           |              |               | 6432201        | COVID-19 Rental and Utility Assistance | 05Q         | LMCSV              | \$3,000.00   |
|           |              |               | 6432207        | COVID-19 Rental and Utility Assistance | 05Q         | LMCSV              | \$1,275.00   |
|           |              |               | 6432209        | COVID-19 Rental and Utility Assistance | 05Q         | LMCSV              | \$2,400.00   |
|           |              |               | 6432213        | COVID-19 Rental and Utility Assistance | 05Q         | LMCSV              | \$1,800.00   |
|           |              |               | 6432215        | COVID-19 Rental and Utility Assistance | 05Q         | LMCSV              | \$2,625.00   |



## City of Conway, Arkansas Consolidated Annual Performance Evaluation Report



Office of Community Planning and Development  
 U.S. Department of Housing and Urban Development  
 Integrated Disbursement and Information System  
 PR26 - CDBG-CV Financial Summary Report  
 CONWAY , AR

DATE: 09-28-22  
 TIME: 13:46  
 PAGE: 4

| Plan Year | IDIS Project | IDIS Activity | Voucher Number | Activity Name                          | Matrix Code | National Objective | Drawn Amount |
|-----------|--------------|---------------|----------------|--|-------------|--------------------|--------------|
| 2019      | 8            | 261           | 6432221        | COVID-19 Rental and Utility Assistance | 05Q         | LMCSV              | \$1,275.00   |
|           |              |               | 6433523        | COVID-19 Rental and Utility Assistance | 05Q         | LMCSV              | \$2,475.00   |
|           |              |               | 6433525        | COVID-19 Rental and Utility Assistance | 05Q         | LMCSV              | \$431.98     |
|           |              |               | 6433537        | COVID-19 Rental and Utility Assistance | 05Q         | LMCSV              | \$2,850.00   |
|           |              |               | 6433553        | COVID-19 Rental and Utility Assistance | 05Q         | LMCSV              | \$1,950.00   |
|           |              |               | 6433557        | COVID-19 Rental and Utility Assistance | 05Q         | LMCSV              | \$261.70     |
|           |              |               | 6433574        | COVID-19 Rental and Utility Assistance | 05Q         | LMCSV              | \$142.77     |
|           |              |               | 6433579        | COVID-19 Rental and Utility Assistance | 05Q         | LMCSV              | \$1,311.49   |
|           |              |               | 6490857        | COVID-19 Rental and Utility Assistance | 05Q         | LMCSV              | \$6,281.14   |
| Total     |              |               |                |  |             |                    | \$100,000.00 |

LINE 19 DETAIL: ACTIVITIES INCLUDED IN THE COMPUTATION OF LINE 19

Report returned no data.