

City of Conway, Arkansas  
2022 Consolidated Annual Performance  
Evaluation Report



Prepared By: Community Development Department

Director: Shawanna Rodgers



# City of Conway, Arkansas Consolidated Annual Performance Evaluation Report

Consolidated Annual Performance & Evaluation Report

Fiscal Year 2022

July 1, 2022 – June 30, 2023

Mayor Bart Castleberry

## **City Council Officials**

Ward 1, Position 1	Andy Hawkins
Ward 2, Position 2	David Grimes
Ward 2, Position 1	Anne Tucker
Ward 2, Position 2	Shelley Mehl
Ward 3, Position 1	Mark Ledbetter
Ward 3, Position 2	Mary Smith
Ward 4, Position 1	Theodore Jones, Jr.
Ward 4, Position 2	Shelia Isby

Shawanna Rodgers, Community Development Director

Felicia Rogers, Community Development Project Coordinator

September 2022



## City of Conway, Arkansas Consolidated Annual Performance Evaluation Report

### **CR-05 - Goals and Outcomes**

#### **Progress the jurisdiction has made in carrying out its strategic plan and its action plan. 91.520(a)**

This could be an overview that includes major initiatives and highlights that were proposed and executed throughout the program year.

The Program Year 2022 was year two of the City of Conway's 5-year Consolidated Plan. Throughout 2022, the City of Conway's main initiatives and focus were to continue the improvement of community facilities and public services. In PY 2022 we continued the remodeling of the city's Overnight Emergency Shelter. The Overnight Emergency Shelter will be the first of its kind in the City of Conway and will drastically benefit our homeless population. In remodeling the Shelter, we received CARES Act funding that was geared toward this project, multiple Program Year funding, and we were able to leverage some city funding to help bring this project to fruition. We will continue to focus our efforts on the homeless community and our Overnight Emergency Shelter.

In addition to the Overnight Emergency Shelter, we were also able to continue our Public Service assistance with transportation. Transportation services efforts for the mentally and developmentally disabled, homeless, senior citizens, and after-school programs for children.



## City of Conway, Arkansas Consolidated Annual Performance Evaluation Report

Highlights include:

Creating safe, and suitable living environments in low-to-moderate income areas as a goal by improving public park facilities. These improvements were addressed in the 5th Avenue Park Improvement project, which is in a low to moderate-income area.

**Comparison of the proposed versus actual outcomes for each outcome measure submitted with the consolidated plan and explain, if applicable, why progress was not made toward meeting goals and objectives. 91.520(g)**

Categories, priority levels, funding sources and amounts, outcomes/objectives, goal outcome indicators, units of measure, targets, actual outcomes/outputs, and percentage completed for each of the grantee's program year goals.

Goal	Category	Source / Amount	Indicator	Unit of Measure	Expected – Strategic Plan	Actual – Strategic Plan	Percent Complete	Expected – Program Year	Actual – Program Year	Percent Complete
Administration	Administration	CDBG: \$	Other	Other		0		2	2	100.00%
Community Facilities	Homeless Non-Homeless Special Needs Non-Housing Community Development	CDBG: \$	Public Facility or Infrastructure Activities other than Low/Moderate Income Housing Benefit	Persons Assisted	80	0	0.00%	50	0	0.00%



## City of Conway, Arkansas Consolidated Annual Performance Evaluation Report

Public Services	Homeless Non-Homeless Special Needs Non-Housing Community Development	CDBG: \$	Public service activities other than Low/Moderate Income Housing Benefit	Persons Assisted	0	359		359	449	100.00%
Public Services	Homeless Non-Homeless Special Needs Non-Housing Community Development	CDBG: \$	Other	Other	500	0	0.00%			

**Table 1 - Accomplishments – Program Year & Strategic Plan to Date**

**Assess how the jurisdiction’s use of funds, particularly CDBG, addresses the priorities and specific objectives identified in the plan, giving special attention to the highest priority activities identified.**

Federal CDBG funds were dedicated in the City of Conway to solve identified community challenges and meet priority needs. 2022 projects were selected to address needs and objectives in the 2021-2025 Consolidated Plan and 2022 Annual Action Plan:

1. Repair and maintain streets and sidewalks



## City of Conway, Arkansas Consolidated Annual Performance Evaluation Report

2. Enhance the capacity of the City's drainage and stormwater runoff systems
3. Increase the supply of affordable suitable housing
4. Provision of additional community facilities and public services
5. Economic Development

65% of the 2022 funding was utilized to complete the remodeling of an L-shaped office building for the Overnight Emergency Shelter. We will continue to assess each year the use of public service funds. We continue to focus on the completion of the Overnight Emergency Shelter, Spruce Street Cottage development by Summerwood Inc. and continue to seek for opportunities to increase public services.



## City of Conway, Arkansas Consolidated Annual Performance Evaluation Report

### CR-10 - Racial and Ethnic composition of families assisted

Describe the families assisted (including the racial and ethnic status of families assisted).

91.520(a)

	CDBG
White	263
Black or African-American	177
Asian	6
American Indian or American Native	5
Native Hawaiian or Other Pacific Islander	0
<b>Total</b>	<b>451</b>
Hispanic	9
Not Hispanic	442

Table 2 – Table of assistance to racial and ethnic populations by source of funds

#### Narrative

The racial composition data above was estimated using information from agencies CDBG funded to provide public service. These numbers are also in accordance with the 2020 US Census profile for race and ethnicity. The City of Conway's population, according to the 2020 Census, consists of a 28% minority population. The profile breakdown of Race and Hispanic Origin according to the United States Census Bureau is as follows: 71.3% White, 17.9% African American, .2% American Indian & Native American, 1.9% Asian, 0.0% Native American/ Pacific Islander, 4.4% Hispanic or Latino and Two or More Races making up 3.6% with the African American population being the largest minority in the city of Conway. The composition table above indicates the 2021 CDBG program participants were as follows: 38.16% African American, 55.71% White, 4.73% bi-racial, and 1.39% were of another Ethnic minority.



## City of Conway, Arkansas Consolidated Annual Performance Evaluation Report

CDBG outreach includes residents, housing providers, non-profit organizations, organizations serving the homeless, veterans, families, youth, special needs residents, private and public agencies, community leaders, business leaders, and organizations potentially discharging residents into homelessness.

Special emphasis is placed on efforts to reach low- to moderate-income households in target areas. The City of Conway facilitates collaborative efforts through meetings, presentations, neighborhoods, consultations, committee and community meetings, the Analysis of Impediments, and Continuum of Care meetings.





## City of Conway, Arkansas Consolidated Annual Performance Evaluation Report

### CR-15 - Resources and Investments 91.520(a)

#### Identify the resources made available

Source of Funds	Source	Resources Made Available	Amount Expended During Program Year
CDBG	public - federal	\$481,835.00	\$457,806.00

Table 3 - Resources Made Available

#### Narrative

Project funding for the Overnight Emergency Shelter is included in PY 2022 funding which was used in PY 2022 to help complete the project.

#### Identify the geographic distribution and location of investments

Target Area	Planned Percentage of Allocation	Actual Percentage of Allocation	Narrative Description
LMI Census tracts	80	80	Used for funding Public Services, and Community Facility Renovation (project is ongoing)

Table 4 – Identify the geographic distribution and location of investments

#### Narrative

80% of CDBG funding was used towards funding Public Services, and Community Facility Renovation (project is ongoing).



## City of Conway, Arkansas Consolidated Annual Performance Evaluation Report

### **Leveraging**

**Explain how federal funds leveraged additional resources (private, state, and local funds), including a description of how matching requirements were satisfied, as well as how any publicly owned land or property located within the jurisdiction that were used to address the needs identified in the plan.**

The City of Conway's CDBG amount of funding received makes it challenging to leverage funding at times. However, in funding the renovations for the Overnight Emergency Shelter, which is in a low-income area, CDBG was able to leverage funding with the City of Conway to complete the renovations. CDBG continues to leverage its funding with nonprofits that provide transportation services for the mentally ill, disabled children and adults, and low-income children. The city will continue to make every effort to spend our dollars wisely.



## City of Conway, Arkansas Consolidated Annual Performance Evaluation Report

### CR-20 - Affordable Housing 91.520(b)

Evaluation of the jurisdiction's progress in providing affordable housing, including the number and types of families served, the number of extremely low-income, low-income, moderate-income, and middle-income persons served.

	One-Year Goal	Actual
Number of Homeless households to be provided affordable housing units	0	0
Number of Non-Homeless households to be provided affordable housing units	12	11
Number of Special-Needs households to be provided affordable housing units	0	0
<b>Total</b>	<b>0</b>	<b>0</b>

**Table 5 – Number of Households**

	One-Year Goal	Actual
Number of households supported through Rental Assistance	0	0
Number of households supported through The Production of New Units	12	11
Number of households supported through Rehab of Existing Units	0	0
Number of households supported through Acquisition of Existing Units	0	0
<b>Total</b>	<b>0</b>	<b>0</b>

**Table 6 – Number of Households Supported**



## City of Conway, Arkansas Consolidated Annual Performance Evaluation Report

### **Discuss the difference between goals and outcomes and problems encountered in meeting these goals.**

The City continues to strive for ways to add to our affordable housing needs. In 2022, the Annual Action Plan listed that the City of Conway will continue to focus on the Overnight Emergency Shelter, which renovations were ongoing into PY 2023. The Overnight Emergency Shelter will be located at 1116 Gum Street. The overall process began slowly due to structural concerns and supply change demands in receiving needed construction materials. However, our contractors have worked well despite the challenges, and the shelter construction is moving along well close to completion.

Due to limited public transit, transportation remains a priority for the City of Conway's use of CDBG funding.

We are continuing to work on revitalizing the Pine Street Neighborhood, but no CDBG funding has been allocated towards this project since 2017. At this point, the private developer, Summerwood Development Inc., has completed 11 owner-occupied homes, and 6 of the homeowners have utilized Down Payment Assistance provided by the city through CDBG funding.

Since the start of 2021, the pandemic has slowed construction due to the challenges in obtaining building materials. The private developer has done a great job at adjusting and keeping the projects moving. We currently have eleven owner-occupied homes and one home currently under construction. We are anticipating the completion of this project by Spring 2024.

### **Discuss how these outcomes will impact future annual action plans.**

In the future, we will refocus our funding utilization back to homelessness. We received additional CARES Act funding in 2020, however, the funding was utilized in an amendment for our 2019 Annual Action Plan, rather than 2020. In 2022, we continued funding our Overnight Emergency Shelter and are anticipating the continuation of the remodel of the property located at 1116 Gum Street by the end of Winter 2023. We will be able to provide more insight and updates on the Overnight Emergency Shelter in the 2023 CAPER.

### **Include the number of extremely low-income, low-income, and moderate-income persons served by each activity where information on income by family size is required to determine the eligibility of the activity.**



## City of Conway, Arkansas Consolidated Annual Performance Evaluation Report

<b>Number of Households Served</b>	<b>CDBG Actual</b>	<b>HOME Actual</b>
Extremely Low-income	242	0
Low-income	175	0
Moderate-income	26	0
<b>Total</b>	<b>443</b>	<b>0</b>

**Table 7 – Number of Households Served**

### **Narrative Information**



## City of Conway, Arkansas Consolidated Annual Performance Evaluation Report

### **CR-25 - Homeless and Other Special Needs 91.220(d, e); 91.320(d, e); 91.520(c)**

**Evaluate the jurisdiction's progress in meeting its specific objectives for reducing and ending homelessness through:**

#### **Reaching out to homeless persons (especially unsheltered persons) and assessing their individual needs**

The City of Conway's CDBG Program is actively involved in the Toad Suck Coalition Continuum of Care. Conway is located in Faulkner County, Arkansas. The area was formerly paired with Conway and Perry Counties to form the Toad Suck Continuum of Care. When the state consolidated continuums between 2010 and now, Toad Suck became part of the larger Balance of State Continuum. The Balance of State Continuum members include Faulkner, Perry, and Conway County non-profit entities who still meet monthly to address various social needs such as affordable housing, homelessness, and special needs populations. The Toad Suck Coalition meets monthly as well. These meetings are very beneficial, and the various agencies that are involved in both the Toad Suck Coalition and the Balance of State continuum, all serve the different needs that vary in the homeless community. The CDBG Administrator and CDBG Coordinator participate in the Toad Such Continuum of Care and the Balance of State meetings monthly to stay aware of current needs within our community.

#### **Addressing the emergency shelter and transitional housing needs of homeless persons**

Conway is very fortunate to have four organizations in the city that provide supportive housing for all of Faulkner County. Bethlehem House is a true transitional housing shelter that provides for the needs of the homeless in Conway. The Rise House is Conway's only women's shelter that provides supportive housing to women and children who are in abusive environments. The City of Hope Outreach supports two LMI mobile home parks and provides emergency shelter for two singles at a time. The Ministry Center also provides services for the homeless population and assists individuals directly impacted by homelessness and low incomes. In addition to these housing agencies, the Community Action Program of Central Arkansas assists the homeless through Project Homeless Connect and utility assistance.

A yearly point-in-time count is completed for all the facilities in order to keep up with the number of homeless being served in the three county areas. In 2019, CDBG purchased a vacant building and a neighboring home. Since the purchase of this building, there has been a full renovation to bring the City's first Overnight Emergency Shelter online. This project is estimated to be completed in the winter of 2023. We used the additional allocation that we received from the CARES Act funding to fund expenses related



## City of Conway, Arkansas Consolidated Annual Performance Evaluation Report

to the Overnight Emergency Shelter. We plan on using the project funding received for 2022 and 2023 as additional funding for the shelter.

**Helping low-income individuals and families avoid becoming homeless, especially extremely low-income individuals and families and those who are: likely to become homeless after being discharged from publicly funded institutions and systems of care (such as health care facilities, mental health facilities, foster care and other youth facilities, and corrections programs and institutions); and, receiving assistance from public or private agencies that address housing, health, social services, employment, education, or youth needs**

The City of Conway, at this current time, is not an agency that can fully address the needs. However, the city does provide support and CDBG funding to assist agencies in helping make the transition to permanent housing and independent living much easier and to prevent these individuals and families from becoming homeless again.

**Helping homeless persons (especially chronically homeless individuals and families, families with children, veterans and their families, and unaccompanied youth) make the transition to permanent housing and independent living, including shortening the period of time that individuals and families experience homelessness, facilitating access for homeless individuals and families to affordable housing units, and preventing individuals and families who were recently homeless from becoming homeless again.**

The city is still planning future collaborations with other local businesses to participate in the "work local" program. We believe that creating these opportunities will allow those who are struggling with having consistent housing to transition to more permanent housing and prevent them from becoming homeless again. In addition to employment opportunities.



## City of Conway, Arkansas Consolidated Annual Performance Evaluation Report

### **CR-30 - Public Housing 91.220(h); 91.320(j)**

#### **Actions taken to address the needs of public housing**

Conway Housing Authority provides 92 units of low-income public housing for families, the elderly, and persons with disabilities. 300 families receive assistance with rent through the Section 8 Rental Assistance Program, where a family finds a dwelling unit that meets local and federal guidelines. There are 112 apartments available for elderly persons 62 years of age and older or disabled. There is a waiting list for these programs. Rent is based on 30% of their adjusted income. Eligibility: low-income family, elderly or disabled. Verification is required for eligibility. In 2020 the city also completed an Analysis of Impediments to identify areas of need in housing.

#### **Actions taken to encourage public housing residents to become more involved in management and participate in homeownership**

The city is in the process of working with a private developer to build 12 cottage homes. Currently, 11 homes have been constructed and are occupied, and 1 is currently under construction. Covid-19 has delayed the project some, however, 6 of the 11 owner-occupied homes owners were eligible for the homebuyer subsidy program offered by the city through CDBG. Seven of the 12 cottage homes will participate in the homeownership subsidies that will allow the buyers to receive assistance for fees and the down payments associated with purchasing a home. The income eligibility is to be based on the latest HUD income limits for low to moderate-income persons based on family size.

#### **Actions taken to provide assistance to troubled PHAs**

Conway Housing Authority is not designated as troubled.





## City of Conway, Arkansas Consolidated Annual Performance Evaluation Report

### **CR-35 - Other Actions 91.220(j)-(k); 91.320(i)-(j)**

**Actions taken to remove or ameliorate the negative effects of public policies that serve as barriers to affordable housing such as land use controls, tax policies affecting land, zoning ordinances, building codes, fees and charges, growth limitations, and policies affecting the return on residential investment. 91.220 (j); 91.320 (i)**

The City of Conway is committed to establishing and maintaining facilitative relationships with organizations and institutions that are service providers in an attempt to lessen the gaps in the institutional structure. Non-profit, private, and public entities are encouraged to provide housing opportunities. The City of Conway will continue to engage in and support collaborative efforts combining local government, non-profit organizations, and private sector enterprises and resources to low- and moderate-income residents. The City will preserve and protect existing housing units to stabilize neighborhoods and enhance property values.

The City of Conway Housing Authority has an excellent relationship with the Mayor, the CDBG Administrator, and the City Council. The City of Conway City Council approves all Conway Housing Authority Commissioners, and the City assists the Housing Authority in every way possible. Over the past 10 years, the city has targeted the Pine Street Neighborhood for redevelopment. This historical African-American neighborhood sits in the heart of the city near downtown. Pine Street's demographics show a high percentage of rental homes, a less educated population with higher poverty rates than the rest of the city. The housing stock within the neighborhood is also smaller and older than the areas nearby it.

In 2019, the city partnered with a private developer to complete Old Conway Village. The developers received a low-income housing tax credit which allowed renters to buy their home after 15 years. In doing this in other cities, they reported that they have observed that tenants tend to take better care of their homes and treat them as though they are already homeowners. This leads to better quality renters, increasing the quality of the neighborhood and, in turn eliminating the negative effects that can come with affordable housing.

**Actions taken to address obstacles to meeting underserved needs. 91.220(k); 91.320(j)**

All funding went to serve low to moderate-income individuals. Public Services, namely transportation, also constitute a significant portion of spending for 2022.

The city also understands that transportation is more of an obligation to the low to moderate-income citizens than other services and fulfills these needs first. The subgrantees providing transportation with CDBG funding cater to abused women and children, disabled adults, and low to moderate-income children



## City of Conway, Arkansas Consolidated Annual Performance Evaluation Report

for after-school care. The purchase and completion of the Overnight Emergency Shelter allows the city to shift its focus to the homeless population, a severely underserved population.

It is our hope that this shelter allows those who are homeless to receive safe shelter, case management, and eventually transition back into a stable lifestyle.

### **Actions taken to reduce lead-based paint hazards. 91.220(k); 91.320(j)**

CAPCA housing staff has all been certified on lead paint rules. Through CAPCA, our strategy for addressing:

lead-based paint in home rehabilitation includes:

- Education of Household members
- Incorporation of lead-based paint regulations in contracts
- No lead-based paint to be used in new construction or rehab.
- All structures built before 1978 are assumed to involve lead-based paint.
- All surfaces are required to be covered with materials such as hardboard, plywood, drywall, or plaster before any repair or repainting.

### **Actions taken to reduce the number of poverty-level families. 91.220(k); 91.320(j)**

Economic development and expanding opportunity throughout the community are clear priorities for the City of Conway. The city utilized the city Strategic Plan that was created for 2021 and the Chamber of Commerce's 2035 Strategic Plan. Both plans include strategies that build on the city's economic infrastructure and promote job growth and vitality throughout the community.

### **Actions taken to develop institutional structure. 91.220(k); 91.320(j)**

The City of Conway is committed to establishing and maintaining facilitative relationships with organizations and institutions who are service providers in an attempt to lessen the gaps in the institutional structure. Non-profit, private, and public entities are encouraged to provide housing opportunities.



## City of Conway, Arkansas Consolidated Annual Performance Evaluation Report

### **Actions taken to enhance coordination between public and private housing and social service agencies. 91.220(k); 91.320(j)**

Old Conway Village was completed in the summer of 2019. It was well received by the Conway community, and the homes have remained full since the opening. In addition to Old Conway Village, Summerwood Inc. is still in the process of developing 12 cottage homes on Spruce Street in the Pine Street Neighborhood. Eleven of the twelve homes are complete and owner-occupied. Six buyers qualified for the down payment assistance program. The final home is currently being built.

The city has partnered with private developers with experience in developing other private areas in neighboring cities and using Low-income housing tax credits. Although the homes are not considered public housing, the homes include subsidies that will assist in reducing the cost and making them more affordable, and the renter will have the opportunity to purchase the home at a lower expense after fifteen years. Both private developers developed housing and units that are affordable and reach our low to moderate-income population.

### **Identify actions taken to overcome the effects of any impediments identified in the jurisdictions analysis of impediments to fair housing choice. 91.520(a)**

One of the impediments identified in the analysis of impediments to fair housing is the disproportionately high home purchase loan denial rates that exist for racial and ethnic minorities. With one of our focuses being on the Pine Street Revitalization--an area that is predominantly African American, the city is building homes in that area that are affordable and have a path to homeownership.

With this path, low to moderate-income renters in that area will be able to eventually own their homes without being denied loans, ideally decreasing the amount of racial and ethnic minorities that are denied loans.



## City of Conway, Arkansas Consolidated Annual Performance Evaluation Report

### **CR-40 - Monitoring 91.220 and 91.230**

**Describe the standards and procedures used to monitor activities carried out in furtherance of the plan and used to ensure long-term compliance with requirements of the programs involved, including minority business outreach and the comprehensive planning requirements**

The Grantee takes an active role in all non-public service projects, performing onsite visits throughout execution. If the Grantee does not directly oversee the project, onsite monitoring is conducted at least once per year. The CDBG administrator and the CDBG coordinator complete weekly site visits and take photos of both developments. While the townhomes were being constructed, weekly site visits and communication with the developers were a high priority. the same process is being followed for the cottage homes and the Overnight Emergency Shelter renovations. All subrecipients are required to enter into an agreement with the city that states all expectations and guidelines of the grant funding. Subrecipients attend a post-award meeting after notice of funding to review said agreement and answer any questions. Monitoring reviews of the subrecipient are also completed each fiscal year. This allows the CDBG administrator to directly assess the implementation of the grant and ensure that HUD income requirements are being met. The CDBG administrator also attends agency board meetings as an additional observation measure. Transportation is a major need in Conway, as identified by several studies, including a health care assessment by Conway Regional Medical Center and a needs assessment by the United Way of Central Arkansas. The Conway City Council expressed an interest in providing transportation as a priority. In working with Rock Region Metro, the City was able to provide transit service however, the need for transportation still remains elevated. Transportation programs funded by Conway CDBG benefit abused women and children, developmentally disabled adults, and an after-school program.

Transportation programs dramatically affect our community in that at-risk populations are provided a better quality of life through CDBG funded programs. High-risk children now have tutoring, mentorship, and after-school sports activities rather than being home alone. Senior Citizens are able to remain in their homes for years with an enhanced quality of life rather than relying on assisted living or a nursing facility. Disabled adults are able to find and maintain employment. Subrecipients are given an estimate as to when funding will be available during pre-application training. All subrecipients are made aware that funding will only be reimbursed for money spent after signing the contract agreements. The city will continue improving the monitoring process and keep documentation of correspondence with subrecipients and monitoring details.

On-site monitoring is something that the CDBG Administrator completed with all agencies in the 2022 program year.



## City of Conway, Arkansas Consolidated Annual Performance Evaluation Report

### **Citizen Participation Plan 91.105(d); 91.115(d)**

#### **Describe the efforts to provide citizens with reasonable notice and an opportunity to comment on performance reports.**

The CAPER planning document for 2022 was posted online at Community Development | City of Conway, Arkansas ([conwayarkansas.gov](http://conwayarkansas.gov)). The Consolidated Annual Performance Evaluation Report notice was published in the local newspaper on Thursday, September 14, 2023.

There was also a 15-day comment period prior to the submission of the CAPER, allowing citizens the opportunity to voice any questions or concerns that they have about the 2022 CAPER. This information was submitted to the local newspaper and on the City's website. The comment period was open from September 14, 2023 - September 28, 2023.

### **CR-45 - CDBG 91.520(c)**

#### **Specify the nature of, and reasons for, any changes in the jurisdiction's program objectives and indications of how the jurisdiction would change its programs as a result of its experiences.**

The City of Conway CDBG program did not modify program objectives for PY 2022. The goal of renovations for the Overnight Emergency Shelter has not waived and it is anticipated that this project will be completed in the of PY2023.

#### **Does this Jurisdiction have any open Brownfields Economic Development Initiative (BEDI) grants?**

No

#### **[BEDI grantees] Describe accomplishments and program outcomes during the last year.**

N/A



## City of Conway, Arkansas Consolidated Annual Performance Evaluation Report

### CR-58 – Section 3

**Identify the number of individuals assisted and the types of assistance provided**

<b>Total Labor Hours</b>	<b>CDBG</b>	<b>HOME</b>	<b>ESG</b>	<b>HOPWA</b>	<b>HTF</b>
Total Number of Activities	0	0	0	0	0
Total Labor Hours	0				
Total Section 3 Worker Hours	0				
Total Targeted Section 3 Worker Hours	0				

**Table 8 – Total Labor Hours**

<b>Qualitative Efforts - Number of Activities by Program</b>	<b>CDBG</b>	<b>HOME</b>	<b>ESG</b>	<b>HOPWA</b>	<b>HTF</b>
Outreach efforts to generate job applicants who are Public Housing Targeted Workers	0				
Outreach efforts to generate job applicants who are Other Funding Targeted Workers.	0				
Direct, on-the-job training (including apprenticeships).	0				
Indirect training such as arranging for, contracting for, or paying tuition for, off-site training.	0				
Technical assistance to help Section 3 workers compete for jobs (e.g., resume assistance, coaching).	0				
Outreach efforts to identify and secure bids from Section 3 business concerns.	0				
Technical assistance to help Section 3 business concerns understand and bid on contracts.	0				
Division of contracts into smaller jobs to facilitate participation by Section 3 business concerns.	0				



## City of Conway, Arkansas Consolidated Annual Performance Evaluation Report

Provided or connected residents with assistance in seeking employment including: drafting resumes, preparing for interviews, finding job opportunities, connecting residents to job placement services.	0				
Held one or more job fairs.	0				
Provided or connected residents with supportive services that can provide direct services or referrals.	0				
Provided or connected residents with supportive services that provide one or more of the following: work readiness health screenings, interview clothing, uniforms, test fees, transportation.	0				
Assisted residents with finding child care.	0				
Assisted residents to apply for, or attend community college or a four year educational institution.	0				
Assisted residents to apply for, or attend vocational/technical training.	0				
Assisted residents to obtain financial literacy training and/or coaching.	0				
Bonding assistance, guaranties, or other efforts to support viable bids from Section 3 business concerns.	0				
Provided or connected residents with training on computer use or online technologies.	0				
Promoting the use of a business registry designed to create opportunities for disadvantaged and small businesses.	0				
Outreach, engagement, or referrals with the state one-stop system, as designed in Section 121(e)(2) of the Workforce Innovation and Opportunity Act.	0				
Other.	0				

**Table 9 – Qualitative Efforts - Number of Activities by Program**

### Narrative



City of Conway, Arkansas Consolidated Annual Performance Evaluation Report

## **Attachments**

### **2022 CAPER Comment Period**



## Affidavit of Publication

STATE OF AR }  
COUNTY OF FAULKNER } SS

Matthew Smith, being duly sworn, says:

That he is Classified Director of the Log Cabin Democrat, a daily newspaper of general circulation, printed and published in Conway, Faulkner County, AR; that the publication, a copy of which is attached hereto, was published in the said newspaper on the following dates:

September 14, 2023


Publisher's Fee: \$ 0.00

That said newspaper was regularly issued and circulated on those dates.

SIGNED:



Subscribed to and sworn to me this 14th day of  
September 2023.



Janet Melton, Notary Public 9/6/2032

00002534 70770111

City of Conway-Legal Acct  
1111 Main St.  
CONWAY, AR 72032

NOTICE OF COMMENT PERIOD

CAPER (Consolidated Annual Performance Evaluation Report)

Thursday, September 14, 2023 – Thursday, September 28, 2023

Notice is hereby given that in accordance with 24 CFR 91 of HUD, the City of Conway has opened a 15-day public comment period on the draft 2022 Consolidated Annual Performance and Evaluation Report (CAPER). The 2022 CAPER draft is available online on the City's website on September 8th, 2023 at <https://conwayarkansas.gov/cdbg/>.

The Consolidated Annual Performance Evaluation Report (CAPER) is an overall review of the City of Conway's housing and community development activities undertaken in 2022. It is part of the Consolidated Planning process, which is a prerequisite to receiving federal HUD funds. The CAPER delineates the amount of Federal funding that is distributed through the program, where that money is spent, and it assesses how that spending addresses the housing and community development goals that the City of Conway has outlined in its Consolidated Plan. In 2022, the CDBG program received \$481,835 for development and public service activities.

The City of Conway is in the third year of a five-year Consolidated Plan. The Consolidated Plan (2021-2025), Analysis of Impediments, and the 2021 CAPER Report are available online at <https://conwayarkansas.gov/cdbg/>.

The deadline for considering written comments is Thursday, September 28, 2023. Comments should be addressed to Shawanna Rodgers at 1111 Main Street, Suite 102, Conway, AR 72032, or e-mailed to [cdbg@conwayarkansas.gov](mailto:cdbg@conwayarkansas.gov). A summary of comments will be submitted to HUD.

Non-English Speaking residents with Limited English Proficiency (LEP) and citizens with speech, sight or hearing impairments who wish to review or comment on the Draft CAPER 2022 should contact Shawanna Rodgers, CDBG Administrator, 1111 Main Street, Suite 102, Conway, AR 72032, 501.450.6100, (Voice/TTY 711) or the following email address: [cdbg@conwayarkansas.gov](mailto:cdbg@conwayarkansas.gov). If you need a hard copy of the Draft CAPER 2022, please call the number above.

The City of Conway is an Equal Opportunity Employer and does not discriminate on the basis of race, color, religion, sex, national origin, marital or veteran status, disability status or other legally protected statuses.

Each request will be considered individually according to the type of assistance required, the availability of resources, and the financial ability of the City to provide accommodations.

JANET MELTON  
NOTARY PUBLIC -STATE OF ARKANSAS  
CRAIGHEAG COUNTY  
My Commission Expires 09-06-2032  
Commission No. 12389619

## CAPER PY2022

15-day comment period.

No comments were received.



## City of Conway, Arkansas Consolidated Annual Performance Evaluation Report

CAPER PY2022

15-day comment period.

No comments were received.



## City of Conway, Arkansas Consolidated Annual Performance Evaluation Report

### **2022 PR-02**



## City of Conway, Arkansas Consolidated Annual Performance Evaluation Report

U.S. DEPARTMENT OF HOUSING AND  
URBAN DEVELOPMENT  
OFFICE OF COMMUNITY PLANNING AND  
DEVELOPMENT  
PR02 - CDBG and CDBG-CV Activity Detail  
Report

DATE: 9/28/2023  
TIME: 9:07:36 AM  
PAGE: 1/7

IDIS

State Code	Grantee	IDIS Activity ID	Plan Year	Activity to prevent, prepare for, and respond to Coronavirus
AR	CONWAY	280	2022	Yes



## City of Conway, Arkansas Consolidated Annual Performance Evaluation Report

U.S. DEPARTMENT OF HOUSING AND  
URBAN DEVELOPMENT  
OFFICE OF COMMUNITY PLANNING AND  
DEVELOPMENT  
PR02 - CDBG and CDBG-CV Activity Detail  
Report

DATE: 9/28/2023  
TIME: 9:07:36 AM  
PAGE: 2/7

IDIS

Activity Name:
2022 Overnight Emergency Shelter



City of Conway, Arkansas Consolidated Annual Performance Evaluation Report

U.S. DEPARTMENT OF HOUSING AND  
URBAN DEVELOPMENT  
OFFICE OF COMMUNITY PLANNING AND  
DEVELOPMENT  
PR02 - CDBG and CDBG-CV Activity Detail  
Report

DATE: 9/28/2023  
TIME: 9:07:36 AM  
PAGE: 3/7

IDIS

Activity Description	Matrix Code
	03C



## City of Conway, Arkansas Consolidated Annual Performance Evaluation Report

U.S. DEPARTMENT OF HOUSING AND  
URBAN DEVELOPMENT  
OFFICE OF COMMUNITY PLANNING AND  
DEVELOPMENT  
PR02 - CDBG and CDBG-CV Activity Detail  
Report

DATE: 9/28/2023  
TIME: 9:07:36 AM  
PAGE: 4/7

IDIS

Matrix Code Description	Activity Status	National Objective Code	Address Sequence	Activity Address 1
Homeless Facilities (not operating costs)	Open	LMC	1	1118 Gum St





City of Conway, Arkansas Consolidated Annual Performance Evaluation Report

U.S. DEPARTMENT OF HOUSING AND  
URBAN DEVELOPMENT  
OFFICE OF COMMUNITY PLANNING AND  
DEVELOPMENT  
PR02 - CDBG and CDBG-CV Activity Detail  
Report

DATE: 9/28/2023  
TIME: 9:07:36 AM  
PAGE 5/7

IDIS

Activity Address 2	Activity Address 3	City	State
		Conway	AR



## City of Conway, Arkansas Consolidated Annual Performance Evaluation Report

U.S. DEPARTMENT OF HOUSING AND  
URBAN DEVELOPMENT  
OFFICE OF COMMUNITY PLANNING AND  
DEVELOPMENT  
PR02 - CDBG and CDBG-CV Activity Detail  
Report

DATE: 9/28/2023  
TIME: 9:07:36 AM  
PAGE: 6/7

IDIS

Zip5	Zip4	Initial Funding Date	Completion Date	Date Of Last Draw	Funded Amount
72032	4695	09/21/2022		06/30/2023	\$427,084.91



## City of Conway, Arkansas Consolidated Annual Performance Evaluation Report

U.S. DEPARTMENT OF HOUSING AND  
URBAN DEVELOPMENT  
OFFICE OF COMMUNITY PLANNING AND  
DEVELOPMENT  
PR02 - CDBG and CDBG-CV Activity Detail  
Report

DATE: 9/28/2023  
TIME: 9:07:36 AM  
PAGE: 7/7

IDIS:

Drawn Amount	Balance	Number Persons Assisted	Number of Households	FTE Jobs Created Retained	Actual Units
\$427,084.91	\$0.00				



## City of Conway, Arkansas Consolidated Annual Performance Evaluation Report

### **2022 PR-03**



## City of Conway, Arkansas Consolidated Annual Performance Evaluation Report



U.S. Department of Housing and Urban Development  
Office of Community Planning and Development  
Integrated Disbursement and Information System  
CDBG Activity Summary Report (GPR) for Program Year 2022  
CONWAY

Date: 25-Aug-2023  
Time: 15:40  
Page: 1

**PGM Year:** 2018  
**Project:** 0002 - Administration  
**IDIS Activity:** 235 - Administration  
**Status:** Completed 1/24/2023 1:43:27 PM  
**Location:**

**Objective:**  
**Outcome:**  
**Matrix Code:** General Program Administration (21A) **National Objective:**

**Activity to prevent, prepare for, and respond to Coronavirus:** No

**Initial Funding Date:** 08/23/2018

**Description:**  
general administration costs for 2018  
**Financing**

	Fund Type	Grant Year	Grant	Funded Amount	Drawn in Program Year	Drawn Thru Program Year
CDBG	EN	2017	B17MC050010	\$8,263.75	\$0.00	\$8,263.75
		2018	B18MC050010	\$81,855.44	\$0.00	\$81,855.44
<b>Total</b>	<b>Total</b>			<b>\$90,119.19</b>	<b>\$0.00</b>	<b>\$90,119.19</b>

### Proposed Accomplishments

### Actual Accomplishments

Number assisted:

	Owner		Renter		Total		Person	
	Total	Hispanic	Total	Hispanic	Total	Hispanic	Total	Hispanic
White:					0	0		
Black/African American:					0	0		
Asian:					0	0		
American Indian/Alaskan Native:					0	0		
Native Hawaiian/Other Pacific Islander:					0	0		
American Indian/Alaskan Native & White:					0	0		
Asian White:					0	0		
Black/African American & White:					0	0		
American Indian/Alaskan Native & Black/African American:					0	0		
Other multi-racial:					0	0		
Asian/Pacific Islander:					0	0		
Hispanic:					0	0		
<b>Total:</b>	<b>0</b>	<b>0</b>	<b>0</b>	<b>0</b>	<b>0</b>	<b>0</b>	<b>0</b>	<b>0</b>

PR03 - CONWAY

Page: 1 of 30



## City of Conway, Arkansas Consolidated Annual Performance Evaluation Report



U.S. Department of Housing and Urban Development  
Office of Community Planning and Development  
Integrated Disbursement and Information System  
CDBG Activity Summary Report (GPR) for Program Year 2022  
CONWAY

Date: 25-Aug-2023  
Time: 15:40  
Page: 2

### Female-headed Households:

0

#### Income Category:

	Owner	Renter	Total	Person
Extremely Low			0	
Low Mod			0	
Moderate			0	
Non Low Moderate			0	
Total	0	0	0	0
Percent Low/Mod				

### Annual Accomplishments

No data returned for this view. This might be because the applied filter excludes all data.



## City of Conway, Arkansas Consolidated Annual Performance Evaluation Report



U.S. Department of Housing and Urban Development  
Office of Community Planning and Development  
Integrated Disbursement and Information System  
CDBG Activity Summary Report (GPR) for Program Year 2022  
CONWAY

Date: 25-Aug-2023  
Time: 15:40  
Page: 3

PGM Year: 2019  
Project: 0006 - Overnight Emergency Shelter  
IDIS Activity: 256 - Overnight Emergency Shelter  
Status: Completed 7/19/2023 12:00:00 AM  
Location: 1116 Gum St. Conway, AR 72032-4695

Objective: Create suitable living environments  
Outcome: Sustainability  
Matrix Code: Homeless Facilities (not operating costs) (03C)

National Objective: LMC

Activity to prevent, prepare for, and respond to Coronavirus: Yes

Initial Funding Date: 10/04/2019

### Description:

This project will include the acquisition and rehabilitation of an office building in a low-to-moderate income area for the purpose of creating an overnight emergency shelter, the first in the city of Conway.

The office building is 4,836 sq. ft.

and currently vacant.

The rehab will include, but not limited to: building renovations, electrical, plumbing, mechanical and HVAC upgrades, roof rehabilitation and structural renovation to create additional space.

The Overnight Emergency Shelter project will be continued with additional program year funding including PY 2023.

### Financing

	Fund Type	Grant Year	Grant	Funded Amount	Drawn In Program Year	Drawn Thru Program Year
CDBG	EN	Pre-2015		\$28,355.18	\$0.00	\$0.00
		2014	B14MC050010		\$0.00	\$28,355.18
		2015	B15MC050010	\$573.72	\$0.00	\$573.72
		2016	B16MC050010	\$44,297.52	\$540.00	\$44,297.52
		2017	B17MC050010	\$16,501.17	\$16,501.17	\$16,501.17
		2018	B18MC050010	\$11,135.56	\$4,714.75	\$11,135.56
		2019	B19MC050010	\$207,469.34	\$2,511.57	\$207,469.34
		2020	B20MC050010	\$106,767.80	\$100,000.00	\$106,767.80
			B20MW050010	\$444,534.60	\$431,648.92	\$444,534.60
		Total	Total		\$859,634.89	\$559,916.41

### Proposed Accomplishments

Public Facilities: 40

### Actual Accomplishments

Number assisted:

Owner		Renter		Total		Person	
Total	Hispanic	Total	Hispanic	Total	Hispanic	Total	Hispanic

PR03 - CONWAY

Page: 3 of 30



## City of Conway, Arkansas Consolidated Annual Performance Evaluation Report



U.S. Department of Housing and Urban Development  
Office of Community Planning and Development  
Integrated Disbursement and Information System  
CDBG Activity Summary Report (GPR) for Program Year 2022  
CONWAY

Date: 25-Aug-2023  
Time: 15:40  
Page: 4

White:	0	0	0	0	0	0	20	0
Black/African American:	0	0	0	0	0	0	20	0
Asian:	0	0	0	0	0	0	0	0
American Indian/Alaskan Native:	0	0	0	0	0	0	0	0
Native Hawaiian/Other Pacific Islander:	0	0	0	0	0	0	0	0
American Indian/Alaskan Native & White:	0	0	0	0	0	0	0	0
Asian White:	0	0	0	0	0	0	0	0
Black/African American & White:	0	0	0	0	0	0	0	0
American Indian/Alaskan Native & Black/African American:	0	0	0	0	0	0	0	0
Other multi-racial:	0	0	0	0	0	0	0	0
Asian/Pacific Islander:	0	0	0	0	0	0	0	0
Hispanic:	0	0	0	0	0	0	0	0
<b>Total:</b>	<b>0</b>	<b>0</b>	<b>0</b>	<b>0</b>	<b>0</b>	<b>0</b>	<b>40</b>	<b>0</b>

Female-headed Households: 0 0 0

### Income Category:

	Owner	Renter	Total	Person
Extremely Low	0	0	0	40
Low Mod	0	0	0	0
Moderate	0	0	0	0
Non Low Moderate	0	0	0	0
Total	0	0	0	40
Percent Low/Mod				100.0%

### Annual Accomplishments

Years	Accomplishment Narrative	# Benefitting
2019	The City of Conway purchased property located at 1114 & 1116 for an Overnight Emergency Shelter, the first of its kind in the city. This will include but not limited to structural upgrades to roof, added space for dormitories and day room, plumbing, and electrical work, new HVAC, and parking lot expansion. Several Year Program funding will be utilized on this project.	





## City of Conway, Arkansas Consolidated Annual Performance Evaluation Report



U.S. Department of Housing and Urban Development  
Office of Community Planning and Development  
Integrated Disbursement and Information System  
CDBG Activity Summary Report (GPR) for Program Year 2022  
CONWAY

Date: 25-Aug-2023  
Time: 15:40  
Page: 5

PGM Year: 2020  
Project: 0001 - Administration  
IDIS Activity: 258 - Administration  
Status: Completed 1/24/2023 1:44:19 PM  
Location:

Objective:  
Outcome:  
Matrix Code: General Program Administration (21A) National Objective:

Activity to prevent, prepare for, and respond to Coronavirus: No

Initial Funding Date: 09/16/2020

Description:

Financing

	Fund Type	Grant Year	Grant	Funded Amount	Drawn In Program Year	Drawn Thru Program Year
CDBG	EN	2020	B20MC050010	\$89,795.54	\$0.00	\$89,795.54
<b>Total</b>	<b>Total</b>			<b>\$89,795.54</b>	<b>\$0.00</b>	<b>\$89,795.54</b>

Proposed Accomplishments

Actual Accomplishments

Number assisted:

	Owner		Renter		Total		Person	
	Total	Hispanic	Total	Hispanic	Total	Hispanic	Total	Hispanic
White:					0	0		
Black/African American:					0	0		
Asian:					0	0		
American Indian/Alaskan Native:					0	0		
Native Hawaiian/Other Pacific Islander:					0	0		
American Indian/Alaskan Native & White:					0	0		
Asian White:					0	0		
Black/African American & White:					0	0		
American Indian/Alaskan Native & Black/African American:					0	0		
Other multi-racial:					0	0		
Asian/Pacific Islander:					0	0		
Hispanic:					0	0		
<b>Total:</b>	<b>0</b>	<b>0</b>	<b>0</b>	<b>0</b>	<b>0</b>	<b>0</b>	<b>0</b>	<b>0</b>
Female-headed Households:					0			

PR03 - CONWAY

Page: 5 of 30



## City of Conway, Arkansas Consolidated Annual Performance Evaluation Report



U.S. Department of Housing and Urban Development  
Office of Community Planning and Development  
Integrated Disbursement and Information System  
CDBG Activity Summary Report (GPR) for Program Year 2022  
CONWAY

Date: 25-Aug-2023  
Time: 15:40  
Page: 6

Income Category	Owner	Renter	Total	Person
Extremely Low			0	
Low Mod			0	
Moderate			0	
Non Low Moderate			0	
Total	0	0	0	0
Percent Low/Mod				

### Annual Accomplishments

No data returned for this view. This might be because the applied filter excludes all data.



## City of Conway, Arkansas Consolidated Annual Performance Evaluation Report



U.S. Department of Housing and Urban Development  
Office of Community Planning and Development  
Integrated Disbursement and Information System  
CDBG Activity Summary Report (GPR) for Program Year 2022  
CONWAY

Date: 25-Aug-2023  
Time: 15:40  
Page: 7

**PGM Year:** 2020  
**Project:** 0003 - 5th Avenue Park Improvements Phase II  
**IDIS Activity:** 259 - 5th Avenue Park Improvements (Phase II)  
**Status:** Completed 2/2/2023 1:56:08 PM  
**Location:** 573 5th Ave Conway, AR 72032-5833  
**Objective:** Create suitable living environments  
**Outcome:** Sustainability  
**Matrix Code:** Parks, Recreational Facilities (03F)  
**National Objective:** LMA

**Activity to prevent, prepare for, and respond to Coronavirus:** No

**Initial Funding Date:** 09/24/2020

### Description:

This activity will consist of finishing out the park improvements for 5th Avenue Park. These improvements will consist of Replacing Deteriorating Sidewalks, Expanding Sidewalks To Allow For Additional Healthy Activities, Erecting New Pavilion, Placing Park Benches Around, Expanding Walking Area, Upgrading Hard Surface With Playground Activities

### Financing

	Fund Type	Grant Year	Grant	Funded Amount	Drawn In Program Year	Drawn Thru Program Year
CDBG	EN	2020	B20MC050010	\$163,591.06	\$0.00	\$163,591.06
<b>Total</b>	<b>Total</b>			<b>\$163,591.06</b>	<b>\$0.00</b>	<b>\$163,591.06</b>

### Proposed Accomplishments

Public Facilities : 1,700  
Total Population in Service Area: 3,535  
Census Tract Percent Low / Mod: 63.93

### Annual Accomplishments

Years	Accomplishment Narrative	# Benefitting
2020	The 5th Avenue Park Improvement continued with the replacement of deteriorating sidewalks and expanding sidewalks for additional healthy activities in a low-moderate income neighborhood. The project also erected a new pavilion, replaced park benches around expanded walking area, and upgraded playground equipment. This is one of the largest parks in this area that service over 800 or more individuals and is in an opportunity zone within the city.	



## City of Conway, Arkansas Consolidated Annual Performance Evaluation Report



U.S. Department of Housing and Urban Development  
Office of Community Planning and Development  
Integrated Disbursement and Information System  
CDBG Activity Summary Report (GPR) for Program Year 2022  
CONWAY

Date: 25-Aug-2023  
Time: 15:40  
Page: 8

PGM Year: 2021  
Project: 0001 - Administration  
IDIS Activity: 270 - Administration  
Status: Completed 2/2/2023 1:42:19 PM  
Location:

Objective:  
Outcome:  
Matrix Code: General Program Administration (21A) National Objective:

Activity to prevent, prepare for, and respond to Coronavirus: No

Initial Funding Date: 08/14/2021

### Description:

All costs related to Administrative and administrative services.

### Financing

	Fund Type	Grant Year	Grant	Funded Amount	Drawn in Program Year	Drawn Thru Program Year
CDBG	EN	2021	B21MC050010	\$75,030.65	\$3,153.35	\$75,030.65
<b>Total</b>	<b>Total</b>			<b>\$75,030.65</b>	<b>\$3,153.35</b>	<b>\$75,030.65</b>

### Proposed Accomplishments

### Actual Accomplishments

Number assisted:

	Owner		Renter		Total		Person	
	Total	Hispanic	Total	Hispanic	Total	Hispanic	Total	Hispanic
White:	0	0			0	0		
Black/African American:	0	0			0	0		
Asian:	0	0			0	0		
American Indian/Alaskan Native:	0	0			0	0		
Native Hawaiian/Other Pacific Islander:	0	0			0	0		
American Indian/Alaskan Native & White:	0	0			0	0		
Asian White:	0	0			0	0		
Black/African American & White:	0	0			0	0		
American Indian/Alaskan Native & Black/African American:	0	0			0	0		
Other multi-racial:	0	0			0	0		
Asian/Pacific Islander:	0	0			0	0		
Hispanic:	0	0			0	0		
<b>Total:</b>	<b>0</b>	<b>0</b>	<b>0</b>	<b>0</b>	<b>0</b>	<b>0</b>	<b>0</b>	<b>0</b>

Female-headed Households:

PR03 - CONWAY

Page: 8 of 30



## City of Conway, Arkansas Consolidated Annual Performance Evaluation Report



U.S. Department of Housing and Urban Development  
Office of Community Planning and Development  
Integrated Disbursement and Information System  
CDBG Activity Summary Report (GPR) for Program Year 2022  
CONWAY

Date: 25-Aug-2023  
Time: 15:40  
Page: 9

Income Category	Owner	Renter	Total	Person
Extremely Low			0	
Low Mod			0	
Moderate			0	
Non Low Moderate			0	
Total	0	0	0	0
Percent Low/Mod				

### Annual Accomplishments

No data returned for this view. This might be because the applied filter excludes all data.



## City of Conway, Arkansas Consolidated Annual Performance Evaluation Report



U.S. Department of Housing and Urban Development  
Office of Community Planning and Development  
Integrated Disbursement and Information System  
CDBG Activity Summary Report (GPR) for Program Year 2022  
CONWAY

Date: 25-Aug-2023  
Time: 15:40  
Page: 10

**PGM Year:** 2021  
**Project:** 0002 - Boys and Girls Club  
**IDIS Activity:** 271 - 2021 Boys and Girls Club Transportation  
**Status:** Completed 7/25/2022 12:00:00 AM  
**Location:** 1405 Robins Street Conway, AR 72034-6509

**Objective:** Create suitable living environments  
**Outcome:** Sustainability  
**Matrix Code:** Transportation Services (05E)

**National Objective:** LMC

**Activity to prevent, prepare for, and respond to Coronavirus:** No

**Initial Funding Date:** 08/24/2021

### Description:

This services project will consist of assisting the Boys and Girls Club of Faulkner County with transportation costs associated with transporting an average of 200 youth daily during the school year from 15 different schools. The Boys and Girls Club of Faulkner County serves over 300 unduplicated youth annually with the transportation program.

### Financing

	Fund Type	Grant Year	Grant	Funded Amount	Drawn In Program Year	Drawn Thru Program Year
CDBG	EN	2021	B21MC050010	\$7,000.00	\$0.00	\$7,000.00
<b>Total</b>	<b>Total</b>			<b>\$7,000.00</b>	<b>\$0.00</b>	<b>\$7,000.00</b>

### Proposed Accomplishments

People (General): 316

### Actual Accomplishments

Number assisted:

	Owner		Renter		Total		Person	
	Total	Hispanic	Total	Hispanic	Total	Hispanic	Total	Hispanic
White:	0	0	0	0	0	0	27	4
Black/African American:	0	0	0	0	0	0	75	0
Asian:	0	0	0	0	0	0	0	0
American Indian/Alaskan Native:	0	0	0	0	0	0	0	0
Native Hawaiian/Other Pacific Islander:	0	0	0	0	0	0	0	0
American Indian/Alaskan Native & White:	0	0	0	0	0	0	0	0
Asian White:	0	0	0	0	0	0	0	0
Black/African American & White:	0	0	0	0	0	0	17	0
American Indian/Alaskan Native & Black/African American:	0	0	0	0	0	0	0	0
Other multi-racial:	0	0	0	0	0	0	0	0
Asian/Pacific Islander:	0	0	0	0	0	0	0	0
Hispanic:	0	0	0	0	0	0	0	0

PR03 - CONWAY

Page: 10 of 30





## City of Conway, Arkansas Consolidated Annual Performance Evaluation Report



U.S. Department of Housing and Urban Development  
Office of Community Planning and Development  
Integrated Disbursement and Information System  
CDBG Activity Summary Report (GPR) for Program Year 2022  
CONWAY

Date: 25-Aug-2023  
Time: 15:40  
Page: 11

<b>Total:</b>	0	0	0	0	0	0	119	4
Female-headed Households:	0		0		0			
<b>Income Category:</b>	<b>Owner</b>	<b>Renter</b>	<b>Total</b>		<b>Person</b>			
Extremely Low	0	0	0		70			
Low Mod	0	0	0		17			
Moderate	0	0	0		22			
Non Low Moderate	0	0	0		10			
<b>Total</b>	0	0	0		119			
Percent Low/Mod					91.6%			

### Annual Accomplishments

Years	Accomplishment Narrative	# Benefiting
2021	This year CDBG was able to assist the Boys and Girls Club of Faulkner County with transportation services benefitting 123 youth.	



## City of Conway, Arkansas Consolidated Annual Performance Evaluation Report



U.S. Department of Housing and Urban Development  
Office of Community Planning and Development  
Integrated Disbursement and Information System  
CDBG Activity Summary Report (GPR) for Program Year 2022  
CONWAY

Date: 25-Aug-2023  
Time: 15:40  
Page: 12

**PGM Year:** 2021  
**Project:** 0005 - Faulkner County Council on Aging  
**IDIS Activity:** 272 - 2021 Faulkner County Council on Aging Transportation  
**Status:** Completed 7/25/2022 12:00:00 AM  
**Location:** 705 E Siebenmorgen Rd Conway, AR 72032-4022  
**Objective:** Create suitable living environments  
**Outcome:** Sustainability  
**Matrix Code:** Transportation Services (05E)  
**National Objective:** LMC

**Activity to prevent, prepare for, and respond to Coronavirus:** No

**Initial Funding Date:** 09/09/2021

### Description:

Funding would assist Faulkner County on Aging costs associated with providing approximately 2000 one way trips within the City of Conway to senior citizens (age 60 and older) during the period of October 2021 through March 2022.

These trips will provide access to food by transporting elderly citizens of Conway to and from the Senior Wellness and Activity Center for the purpose of receiving hot, nutritious meals. CDBG funding will be used to cover the direct costs of driver salaries, gasoline, vehicle maintenance/repairs and insurance involved in providing this service.

### Financing

	Fund Type	Grant Year	Grant	Funded Amount	Drawn In Program Year	Drawn Thru Program Year
CDBG	EN	2021	B21MC050010	\$7,000.00	\$0.00	\$7,000.00
<b>Total</b>	<b>Total</b>			<b>\$7,000.00</b>	<b>\$0.00</b>	<b>\$7,000.00</b>

### Proposed Accomplishments

People (General): 200

### Actual Accomplishments

Number assisted:

	Owner		Renter		Total		Person	
	Total	Hispanic	Total	Hispanic	Total	Hispanic	Total	Hispanic
White:	0	0	0	0	0	0	72	3
Black/African American:	0	0	0	0	0	0	22	0
Asian:	0	0	0	0	0	0	2	0
American Indian/Alaskan Native:	0	0	0	0	0	0	0	0
Native Hawaiian/Other Pacific Islander:	0	0	0	0	0	0	0	0
American Indian/Alaskan Native & White:	0	0	0	0	0	0	0	0
Asian White:	0	0	0	0	0	0	0	0
Black/African American & White:	0	0	0	0	0	0	0	0
American Indian/Alaskan Native & Black/African American:	0	0	0	0	0	0	0	0
Other multi-racial:	0	0	0	0	0	0	0	0
Asian/Pacific Islander:	0	0	0	0	0	0	0	0

PR03 - CONWAY

Page: 12 of 30





## City of Conway, Arkansas Consolidated Annual Performance Evaluation Report



U.S. Department of Housing and Urban Development  
Office of Community Planning and Development  
Integrated Disbursement and Information System  
CDBG Activity Summary Report (GPR) for Program Year 2022  
CONWAY

Date: 25-Aug-2023  
Time: 15:40  
Page: 13

Hispanic:	0	0	0	0	0	0	0	0
<b>Total:</b>	<b>0</b>	<b>0</b>	<b>0</b>	<b>0</b>	<b>0</b>	<b>0</b>	<b>96</b>	<b>3</b>
Female-headed Households:	0	0	0	0	0	0	0	0
<i>Income Category</i>	<i>Owner</i>	<i>Renter</i>	<i>Total</i>	<i>Person</i>				
Extremely Low	0	0	0	0				
Low Mod	0	0	0	96				
Moderate	0	0	0	0				
Non Low Moderate	0	0	0	0				
Total	0	0	0	96				
Percent Low/Mod				100.0%				

### Annual Accomplishments

Years	Accomplishment Narrative	# Benefiting
2021		



## City of Conway, Arkansas Consolidated Annual Performance Evaluation Report



U.S. Department of Housing and Urban Development  
Office of Community Planning and Development  
Integrated Disbursement and Information System  
CDBG Activity Summary Report (GPR) for Program Year 2022  
CONWAY

Date: 25-Aug-2023  
Time: 15:40  
Page: 14

**PGM Year:** 2021  
**Project:** 0004 - Independent Living Services  
**IDIS Activity:** 273 - 2021 Independent Living Services Transportation  
**Status:** Completed 7/25/2022 12:00:00 AM  
**Location:** 615 E Robins St Conway, AR 72032-7109  
**Objective:** Create suitable living environments  
**Outcome:** Sustainability  
**Matrix Code:** Transportation Services (05E)  
**National Objective:** LMC

**Activity to prevent, prepare for, and respond to Coronavirus:** No

**Initial Funding Date:** 09/09/2021

### Description:

Public Services (Transportation)

In conjunction with its job development, training, and placement programs, Independent Living Services provides transportation services to the citizens of Conway, Arkansas, ages eighteen (18) and older, who have a disability or who are economically disadvantaged.

Independent Living Services has 36 vehicles, including ten wheelchair accessible vans, and 20 staff dedicated to the provision of its transportation services.

People benefited will be a minimum of 200 unduplicated consumers with a minimum of 15,000 miles for passenger pick-ups.

### Financing

	Fund Type	Grant Year	Grant	Funded Amount	Drawn In Program Year	Drawn Thru Program Year
CDBG	EN	2021	B21MC050010	\$7,000.00	\$0.00	\$7,000.00
<b>Total</b>	<b>Total</b>			<b>\$7,000.00</b>	<b>\$0.00</b>	<b>\$7,000.00</b>

### Proposed Accomplishments

People (General): 200

### Actual Accomplishments

Number assisted:

	Owner		Renter		Total		Person	
	Total	Hispanic	Total	Hispanic	Total	Hispanic	Total	Hispanic
White:	0	0	0	0	0	0	101	0
Black/African American:	0	0	0	0	0	0	40	0
Asian:	0	0	0	0	0	0	3	0
American Indian/Alaskan Native:	0	0	0	0	0	0	0	0
Native Hawaiian/Other Pacific Islander:	0	0	0	0	0	0	0	0
American Indian/Alaskan Native & White:	0	0	0	0	0	0	0	0
Asian White:	0	0	0	0	0	0	0	0
Black/African American & White:	0	0	0	0	0	0	0	0
American Indian/Alaskan Native & Black/African American:	0	0	0	0	0	0	0	0
Other multi-racial:	0	0	0	0	0	0	0	0

PR03 - CONWAY

Page: 14 of 30



## City of Conway, Arkansas Consolidated Annual Performance Evaluation Report



U.S. Department of Housing and Urban Development  
Office of Community Planning and Development  
Integrated Disbursement and Information System  
CDBG Activity Summary Report (GPR) for Program Year 2022  
CONWAY

Date: 25-Aug-2023  
Time: 15:40  
Page: 15

Asian/Pacific Islander:	0	0	0	0	0	0	0	0
Hispanic:	0	0	0	0	0	0	0	0
Total:	0	0	0	0	0	0	144	0
Female-headed Households:	0		0		0			
Income Category:								
	Owner	Renter	Total	Person				
Extremely Low	0	0	0	137				
Low Mod	0	0	0	5				
Moderate	0	0	0	2				
Non Low Moderate	0	0	0	0				
Total	0	0	0	144				
Percent Low/Mod	100.0%							

### Annual Accomplishments

Years	Accomplishment Narrative	# Benefiting
2021	Public Services (Transportation) In conjunction with its job development, training, and placement programs, Independent Living Services provides transportation services to the citizens of Conway, Arkansas, ages eighteen (18) and older, who have a disability or who are economically disadvantaged. Independent Living Services has 36 vehicles, including ten wheelchair accessible vans, and 20 staff dedicated to the provision of its transportation services. People benefited will be a minimum of 200 unduplicated consumers with a minimum of 15,000 miles for passenger pick-ups.	



## City of Conway, Arkansas Consolidated Annual Performance Evaluation Report



U.S. Department of Housing and Urban Development  
Office of Community Planning and Development  
Integrated Disbursement and Information System  
CDBG Activity Summary Report (GPR) for Program Year 2022  
CONWAY

Date: 25-Aug-2023  
Time: 15:40  
Page: 16

**PGM Year:** 2021  
**Project:** 0006 - Overnight Emergency Shelter  
**IDIS Activity:** 274 - 2021 Overnight Emergency Shelter  
**Status:** Open  
**Location:** 1116 Gum St Conway, AR 72032-4695

**Objective:** Create suitable living environments  
**Outcome:** Sustainability  
**Matrix Code:** Homeless Facilities (not operating costs) (03C)

**National Objective:** LMC

**Activity to prevent, prepare for, and respond to Coronavirus:** No

**Initial Funding Date:** 09/10/2021

### Description:

This project will include the acquisition and rehabilitation of an office building in a low-to-moderate income area for the purpose of creating an overnight emergency shelter, the first in the city of Conway. The office building is 4,836 sq. ft.

and is currently vacant.

The rehab will include, but is not limited to: building renovations, electrical, plumbing, mechanical, and HVAC upgrades, roof rehabilitation, structural renovation to create additional space for dormitories and day room and parking lot expansion.

### Financing

	Fund Type	Grant Year	Grant	Funded Amount	Drawn In Program Year	Drawn Thru Program Year
CDBG	EN	2021	B21MC050010	\$317,470.40	\$317,264.87	\$317,470.40
<b>Total</b>	<b>Total</b>			<b>\$317,470.40</b>	<b>\$317,264.87</b>	<b>\$317,470.40</b>

### Proposed Accomplishments

Public Facilities: 50

### Actual Accomplishments

Number assisted:

	Owner		Renter		Total		Person	
	Total	Hispanic	Total	Hispanic	Total	Hispanic	Total	Hispanic
White:	0	0	0	0	0	0	0	0
Black/African American:	0	0	0	0	0	0	0	0
Asian:	0	0	0	0	0	0	0	0
American Indian/Alaskan Native:	0	0	0	0	0	0	0	0
Native Hawaiian/Other Pacific Islander:	0	0	0	0	0	0	0	0
American Indian/Alaskan Native & White:	0	0	0	0	0	0	0	0
Asian White:	0	0	0	0	0	0	0	0
Black/African American & White:	0	0	0	0	0	0	0	0
American Indian/Alaskan Native & Black/African American:	0	0	0	0	0	0	0	0

PR03 - CONWAY

Page: 16 of 30



## City of Conway, Arkansas Consolidated Annual Performance Evaluation Report



U.S. Department of Housing and Urban Development  
Office of Community Planning and Development  
Integrated Disbursement and Information System  
CDBG Activity Summary Report (GPR) for Program Year 2022  
CONWAY

Date: 25-Aug-2023  
Time: 15:40  
Page: 17

Other multi-racial:	0	0	0	0	0	0	0	0
Asian/Pacific Islander	0	0	0	0	0	0	0	0
Hispanic:	0	0	0	0	0	0	0	0
<b>Total:</b>	<b>0</b>	<b>0</b>	<b>0</b>	<b>0</b>	<b>0</b>	<b>0</b>	<b>0</b>	<b>0</b>

Female-headed Households: 0 0 0

Income Category:	Owner	Renter	Total	Person
Extremely Low	0	0	0	0
Low Mod	0	0	0	0
Moderate	0	0	0	0
Non Low Moderate	0	0	0	0
<b>Total</b>	<b>0</b>	<b>0</b>	<b>0</b>	<b>0</b>

Percent Low/Mod

### Annual Accomplishments

No data returned for this view. This might be because the applied filter excludes all data.



## City of Conway, Arkansas Consolidated Annual Performance Evaluation Report



U.S. Department of Housing and Urban Development  
Office of Community Planning and Development  
Integrated Disbursement and Information System  
CDBG Activity Summary Report (GPR) for Program Year 2022  
CONWAY

Date: 25-Aug-2023  
Time: 15:40  
Page: 18

**PGM Year:** 2021  
**Project:** 0003 - Rental & Utility Assistance  
**IDIS Activity:** 275 - 2021 Emergency Rental & Utility Assistance  
**Status:** Completed 2/2/2023 1:47:23 PM  
**Location:** 1111 Main St Conway, AR 72032-5455

**Objective:** Create suitable living environments  
**Outcome:** Sustainability  
**Matrix Code:** Subsistence Payment (05Q)

**National Objective:** LMC

**Activity to prevent, prepare for, and respond to Coronavirus:** No

**Initial Funding Date:** 09/10/2021

### Description:

Emergency Rental & Utility assistance for LMI persons.  
This program will assist 60 families.

### Financing

	Fund Type	Grant Year	Grant	Funded Amount	Drawn In Program Year	Drawn Thru Program Year
CDBG	EN	2021	B21MC050010	\$974.64	\$0.00	\$974.64
<b>Total</b>	<b>Total</b>			<b>\$974.64</b>	<b>\$0.00</b>	<b>\$974.64</b>

### Proposed Accomplishments

People (General): 60

### Actual Accomplishments

Number assisted:

	Owner		Renter		Total		Person	
	Total	Hispanic	Total	Hispanic	Total	Hispanic	Total	Hispanic
White:	0	0	0	0	0	0	1	0
Black/African American:	0	0	0	0	0	0	2	0
Asian:	0	0	0	0	0	0	0	0
American Indian/Alaskan Native:	0	0	0	0	0	0	0	0
Native Hawaiian/Other Pacific Islander:	0	0	0	0	0	0	0	0
American Indian/Alaskan Native & White:	0	0	0	0	0	0	0	0
Asian White:	0	0	0	0	0	0	0	0
Black/African American & White:	0	0	0	0	0	0	0	0
American Indian/Alaskan Native & Black/African American:	0	0	0	0	0	0	0	0
Other multi-racial:	0	0	0	0	0	0	0	0
Asian/Pacific Islander:	0	0	0	0	0	0	0	0
Hispanic:	0	0	0	0	0	0	0	0

PR03 - CONWAY

Page: 18 of 30





## City of Conway, Arkansas Consolidated Annual Performance Evaluation Report



U.S. Department of Housing and Urban Development  
Office of Community Planning and Development  
Integrated Disbursement and Information System  
CDBG Activity Summary Report (GPR) for Program Year 2022  
CONWAY

Date: 25-Aug-2023  
Time: 15:40  
Page: 19

<b>Total:</b>	0	0	0	0	0	0	3	0
Female-headed Households:	0		0		0			
<b>Income Category:</b>								
	<b>Owner</b>	<b>Renter</b>	<b>Total</b>		<b>Person</b>			
Extremely Low	0	0	0		0			
Low Mod	0	0	0		3			
Moderate	0	0	0		0			
Non Low Moderate	0	0	0		0			
<b>Total</b>	0	0	0		3			
Percent Low/Mod					100.0%			

### Annual Accomplishments

Years	Accomplishment Narrative	# Benefiting
2021	The City of Conway was able to provide Utility and Rental Assistance for Conway Residents under the mega waiver allowed by HUD for Program Year 2020 & 2021. Those affected by COVID-19 in 2020 was a significant number of households and all funding was spent within a month of opening the rental and utility assistance program. In 2021 we were allowed to provide assistance to qualified households that were affected by COVID-19 under the same waiver. The majority of those needing rental and utility assistance in 2021 were not affected by COVID-19 therefore following set guidelines we were unable to assist. In speaking with several of our local agencies we discovered that they were having the same challenges as many households weren't affected by COVID-19, which affected their ability to assist as well, resulting in their funding having to be reallocated in some areas. We also, found that on the state level funding was returned to the federal government due to the lack of need for those affected by COVID-19. The Emergency Rental and Utility Assistance program was a great program; with the current waiver in place funding had to be distributed to those directly affected by COVID-19 which severely limited our ability to help and leaving those needing general assistance outside of our realm of assistance.	



## City of Conway, Arkansas Consolidated Annual Performance Evaluation Report



U.S. Department of Housing and Urban Development  
Office of Community Planning and Development  
Integrated Disbursement and Information System  
CDBG Activity Summary Report (GPR) for Program Year 2022  
CONWAY

Date: 25-Aug-2023  
Time: 15:40  
Page: 20

PGM Year: 2022  
Project: 0001 - Administration  
IDIS Activity: 276 - 2022 Administration  
Status: Open  
Location:

Objective:  
Outcome:  
Matrix Code: General Program Administration (21A) National Objective:

Activity to prevent, prepare for, and respond to Coronavirus: No

Initial Funding Date: 09/21/2022

Description:

All cost related to Administrative and administrative services.

Financing

	Fund Type	Grant Year	Grant	Funded Amount	Drawn In Program Year	Drawn Thru Program Year
CDBG	EN	2022	B22MC050010	\$96,367.00	\$72,337.76	\$72,337.76
<b>Total</b>	<b>Total</b>			<b>\$96,367.00</b>	<b>\$72,337.76</b>	<b>\$72,337.76</b>

Proposed Accomplishments

Actual Accomplishments

Number assisted:

	Owner		Renter		Total		Person	
	Total	Hispanic	Total	Hispanic	Total	Hispanic	Total	Hispanic
White:					0	0		
Black/African American:					0	0		
Asian:					0	0		
American Indian/Alaskan Native:					0	0		
Native Hawaiian/Other Pacific Islander:					0	0		
American Indian/Alaskan Native & White:					0	0		
Asian White:					0	0		
Black/African American & White:					0	0		
American Indian/Alaskan Native & Black/African American:					0	0		
Other multi-racial:					0	0		
Asian/Pacific Islander:					0	0		
Hispanic:					0	0		
<b>Total:</b>	<b>0</b>	<b>0</b>	<b>0</b>	<b>0</b>	<b>0</b>	<b>0</b>	<b>0</b>	<b>0</b>

Female-headed Households:

PR03 - CONWAY

Page: 20 of 30





## City of Conway, Arkansas Consolidated Annual Performance Evaluation Report



U.S. Department of Housing and Urban Development  
Office of Community Planning and Development  
Integrated Disbursement and Information System  
CDBG Activity Summary Report (GPR) for Program Year 2022  
CONWAY

Date: 25-Aug-2023  
Time: 15:40  
Page: 21

Income Category	Owner	Renter	Total	Person
Extremely Low			0	
Low Mod			0	
Moderate			0	
Non Low Moderate			0	
Total	0	0	0	0
Percent Low/Mod				

### Annual Accomplishments

No data returned for this view. This might be because the applied filter excludes all data.



## City of Conway, Arkansas Consolidated Annual Performance Evaluation Report



U.S. Department of Housing and Urban Development  
Office of Community Planning and Development  
Integrated Disbursement and Information System  
CDBG Activity Summary Report (GPR) for Program Year 2022  
CONWAY

Date: 25-Aug-2023  
Time: 15:40  
Page: 22

**PGM Year:** 2022  
**Project:** 0002 - Boys & Girls Club  
**IDIS Activity:** 277 - 2022 Boys & Girls Club Transportation  
**Status:** Open  
**Location:** 1405 Robins St. Conway, AR 72034-6509

**Objective:** Create suitable living environments  
**Outcome:** Sustainability  
**Matrix Code:** Transportation Services (05E)

**National Objective:** LMC

**Activity to prevent, prepare for, and respond to Coronavirus:** No

**Initial Funding Date:** 09/21/2022

### Description:

This Service project will consist of assisting the Boys and Girls Club of Faulkner County with transportation cost associated with the transport of an average of 120-200 youth daily during the school year from 15 different schools.  
the Boys and Girls Club of Faulkner County serves unduplicated youth annually with the transportation program

### Financing

	Fund Type	Grant Year	Grant	Funded Amount	Drawn In Program Year	Drawn Thru Program Year
CDBG	EN	2022	B22MC050010	\$31,759.00	\$31,759.00	\$31,759.00
<b>Total</b>	<b>Total</b>			<b>\$31,759.00</b>	<b>\$31,759.00</b>	<b>\$31,759.00</b>

### Proposed Accomplishments

People (General): 200

### Actual Accomplishments

Number assisted:

	Owner		Renter		Total		Person	
	Total	Hispanic	Total	Hispanic	Total	Hispanic	Total	Hispanic
White:	0	0	0	0	0	0	37	4
Black/African American:	0	0	0	0	0	0	89	0
Asian:	0	0	0	0	0	0	0	0
American Indian/Alaskan Native:	0	0	0	0	0	0	0	0
Native Hawaiian/Other Pacific Islander:	0	0	0	0	0	0	0	0
American Indian/Alaskan Native & White:	0	0	0	0	0	0	0	0
Asian White:	0	0	0	0	0	0	0	0
Black/African American & White:	0	0	0	0	0	0	20	0
American Indian/Alaskan Native & Black/African American:	0	0	0	0	0	0	0	0
Other multi-racial:	0	0	0	0	0	0	0	0
Asian/Pacific Islander:	0	0	0	0	0	0	0	0
Hispanic:	0	0	0	0	0	0	0	0

PR03 - CONWAY

Page: 22 of 30





## City of Conway, Arkansas Consolidated Annual Performance Evaluation Report



U.S. Department of Housing and Urban Development  
Office of Community Planning and Development  
Integrated Disbursement and Information System  
CDBG Activity Summary Report (GPR) for Program Year 2022  
CONWAY

Date: 25-Aug-2023  
Time: 15:40  
Page: 24

**PGM Year:** 2022  
**Project:** 0003 - Faulkner County Council on Aging  
**IDIS Activity:** 278 - 2022 Faulkner County Council on Aging  
**Status:** Open  
**Location:** 705 E Siebenmorgen Rd Conway, AR 72032-4022  
**Objective:** Create suitable living environments  
**Outcome:** Sustainability  
**Matrix Code:** Transportation Services (05E)  
**National Objective:** LMC

**Activity to prevent, prepare for, and respond to Coronavirus:** No

**Initial Funding Date:** 09/21/2022

### Description:

Funding will assist Faulkner County on Aging costs associated with providing approximately 2000 on way trips within the City of Conway for Senior citizens (age 60 and older) during the period of October 2022 through March 2023. These trips will provide access to food services and transporting elderly citizens of Conway to and from the Senior Wellness and Activity Center.

### Financing

	Fund Type	Grant Year	Grant	Funded Amount	Drawn In Program Year	Drawn Thru Program Year
CDBG	EN	2022	B22MC050010	\$22,758.00	\$22,758.00	\$22,758.00
<b>Total</b>	<b>Total</b>			<b>\$22,758.00</b>	<b>\$22,758.00</b>	<b>\$22,758.00</b>

### Proposed Accomplishments

People (General): 275

### Actual Accomplishments

Number assisted:

	Owner		Renter		Total		Person	
	Total	Hispanic	Total	Hispanic	Total	Hispanic	Total	Hispanic
White:	0	0	0	0	0	0	125	5
Black/African American:	0	0	0	0	0	0	24	1
Asian:	0	0	0	0	0	0	3	0
American Indian/Alaskan Native:	0	0	0	0	0	0	2	0
Native Hawaiian/Other Pacific Islander:	0	0	0	0	0	0	0	0
American Indian/Alaskan Native & White:	0	0	0	0	0	0	0	0
Asian White:	0	0	0	0	0	0	0	0
Black/African American & White:	0	0	0	0	0	0	0	0
American Indian/Alaskan Native & Black/African American:	0	0	0	0	0	0	0	0
Other multi-racial:	0	0	0	0	0	0	0	0
Asian/Pacific Islander:	0	0	0	0	0	0	0	0
Hispanic:	0	0	0	0	0	0	0	0

PR03 - CONWAY

Page: 24 of 30



## City of Conway, Arkansas Consolidated Annual Performance Evaluation Report



U.S. Department of Housing and Urban Development  
Office of Community Planning and Development  
Integrated Disbursement and Information System  
CDBG Activity Summary Report (GPR) for Program Year 2022  
CONWAY

Date: 25-Aug-2023  
Time: 15:40  
Page: 25

<b>Total:</b>	0	0	0	0	0	0	154	6
Female-headed Households:	0		0		0			
<b>Income Category:</b>	<b>Owner</b>	<b>Renter</b>	<b>Total</b>	<b>Person</b>				
Extremely Low	0	0	0	0				
Low Mod	0	0	0	154				
Moderate	0	0	0	0				
Non Low Moderate	0	0	0	0				
Total	0	0	0	154				
Percent Low/Mod				100.0%				

### Annual Accomplishments

Years	Accomplishment Narrative	# Benefiting
2022	This year, CDBG was able to assist Faulkner County Council on Aging with funding for transportation for 154 persons--all LMI senior citizens. The centers numbers have began to expand again now that we are in an Endemic as it relates to COVID-19.	



## City of Conway, Arkansas Consolidated Annual Performance Evaluation Report



U.S. Department of Housing and Urban Development  
Office of Community Planning and Development  
Integrated Disbursement and Information System  
CDBG Activity Summary Report (GPR) for Program Year 2022  
CONWAY

Date: 25-Aug-2023  
Time: 15:40  
Page: 26

**PGM Year:** 2022  
**Project:** 0004 - Independent Living Service  
**IDIS Activity:** 279 - 2022 Independent Living Service Transportation  
**Status:** Open  
**Location:** 615 E Robins St Conway, AR 72032-7109  
**Objective:** Create suitable living environments  
**Outcome:** Sustainability  
**Matrix Code:** Transportation Services (05E)  
**National Objective:** LMC

**Activity to prevent, prepare for, and respond to Coronavirus:** No

**Initial Funding Date:** 09/21/2022

### Description:

Public Services (transportation) in conjunction with their job development, training, and placement programs. Independent Living Services provides transportation services to the citizens of Conway ages (18) and older, who have a disability or who are economically disadvantaged. Independent Living Services has 36 vehicles, including 10 wheelchair accessible vehicles.

### Financing

	Fund Type	Grant Year	Grant	Funded Amount	Drawn In Program Year	Drawn Thru Program Year
CDBG	EN	2022	B22MC050010	\$17,758.00	\$17,758.00	\$17,758.00
<b>Total</b>	<b>Total</b>			<b>\$17,758.00</b>	<b>\$17,758.00</b>	<b>\$17,758.00</b>

### Proposed Accomplishments

People (General): 155

### Actual Accomplishments

Number assisted:

	Owner		Renter		Total		Person	
	Total	Hispanic	Total	Hispanic	Total	Hispanic	Total	Hispanic
White:	0	0	0	0	0	0	101	0
Black/African American:	0	0	0	0	0	0	43	0
Asian:	0	0	0	0	0	0	3	0
American Indian/Alaskan Native:	0	0	0	0	0	0	0	0
Native Hawaiian/Other Pacific Islander:	0	0	0	0	0	0	0	0
American Indian/Alaskan Native & White:	0	0	0	0	0	0	0	0
Asian White:	0	0	0	0	0	0	0	0
Black/African American & White:	0	0	0	0	0	0	2	0
American Indian/Alaskan Native & Black/African American:	0	0	0	0	0	0	0	0
Other multi-racial:	0	0	0	0	0	0	0	0
Asian/Pacific Islander:	0	0	0	0	0	0	0	0
Hispanic:	0	0	0	0	0	0	0	0

PR03 - CONWAY

Page: 26 of 30





## City of Conway, Arkansas Consolidated Annual Performance Evaluation Report



U.S. Department of Housing and Urban Development  
Office of Community Planning and Development  
Integrated Disbursement and Information System  
CDBG Activity Summary Report (GPR) for Program Year 2022  
CONWAY

Date: 25-Aug-2023  
Time: 15:40  
Page: 27

<b>Total:</b>	0	0	0	0	0	0	149	0
Female-headed Households:	0		0		0			
<b>Income Category:</b>								
	<b>Owner</b>	<b>Renter</b>	<b>Total</b>		<b>Person</b>			
Extremely Low	0	0	0		134			
Low Mod	0	0	0		6			
Moderate	0	0	0		5			
Non Low Moderate	0	0	0		4			
<b>Total</b>	0	0	0		149			
Percent Low/Mod					97.3%			

### Annual Accomplishments

Years	Accomplishment Narrative	# Benefiting
2022	Public Services (Transportation). In conjunction with its job development, training, and placement programs, Independent Living Services provides transportation services to the citizens of Conway, Arkansas, ages eighteen (18) and older, who have a disability or who are economically disadvantaged. Independent Living Services has 36 vehicles, including ten wheelchair accessible vans, and 20 staff dedicated to the provision of its transportation services. People benefited will be a minimum of 150 unduplicated consumers with a minimum of 15,000 miles for passenger pick-ups.	



## City of Conway, Arkansas Consolidated Annual Performance Evaluation Report



U.S. Department of Housing and Urban Development  
Office of Community Planning and Development  
Integrated Disbursement and Information System  
CDBG Activity Summary Report (GPR) for Program Year 2022  
CONWAY

Date: 25-Aug-2023  
Time: 15:40  
Page: 28

**PGM Year:** 2022  
**Project:** 0005 - Overnight Emergency Shelter  
**IDIS Activity:** 280 - 2022 Overnight Emergency Shelter  
**Status:** Open  
**Location:** 1116 Gum St Conway, AR 72032-4695

**Objective:** Create suitable living environments  
**Outcome:** Sustainability  
**Matrix Code:** Homeless Facilities (not operating costs) (03C)

**National Objective:** LMC

**Activity to prevent, prepare for, and respond to Coronavirus:** Yes

**Initial Funding Date:** 09/21/2022

**Description:**

**Financing**

	Fund Type	Grant Year	Grant	Funded Amount	Drawn In Program Year	Drawn Thru Program Year
CDBG	EN	2018	B18MC050010	\$3,550.00	\$3,550.00	\$3,550.00
		2020	B20MC050010	\$36,401.60	\$36,401.60	\$36,401.60
		2021	B21MC050010	\$73,940.31	\$73,940.31	\$73,940.31
		2022	B22MC050010	\$313,193.00	\$313,193.00	\$313,193.00
<b>Total</b>	<b>Total</b>			<b>\$427,084.91</b>	<b>\$427,084.91</b>	<b>\$427,084.91</b>

**Proposed Accomplishments**

Public Facilities: 50

**Actual Accomplishments**

*Number assisted:*

	Owner		Renter		Total		Person	
	Total	Hispanic	Total	Hispanic	Total	Hispanic	Total	Hispanic
White:	0	0	0	0	0	0	0	0
Black/African American:	0	0	0	0	0	0	0	0
Asian:	0	0	0	0	0	0	0	0
American Indian/Alaskan Native:	0	0	0	0	0	0	0	0
Native Hawaiian/Other Pacific Islander:	0	0	0	0	0	0	0	0
American Indian/Alaskan Native & White:	0	0	0	0	0	0	0	0
Asian White:	0	0	0	0	0	0	0	0
Black/African American & White:	0	0	0	0	0	0	0	0
American Indian/Alaskan Native & Black/African American:	0	0	0	0	0	0	0	0
Other multi-racial:	0	0	0	0	0	0	0	0
Asian/Pacific Islander:	0	0	0	0	0	0	0	0

PR03 - CONWAY

Page: 28 of 30





## City of Conway, Arkansas Consolidated Annual Performance Evaluation Report



U.S. Department of Housing and Urban Development  
Office of Community Planning and Development  
Integrated Disbursement and Information System  
CDBG Activity Summary Report (GPR) for Program Year 2022  
CONWAY

Date: 25-Aug-2023  
Time: 15:40  
Page: 29

Hispanic:	0	0	0	0	0	0	0	0
<b>Total:</b>	<b>0</b>	<b>0</b>	<b>0</b>	<b>0</b>	<b>0</b>	<b>0</b>	<b>0</b>	<b>0</b>
Female-headed Households:	0	0	0	0	0	0	0	0
<i>Income Category:</i>								
Extremely Low	0	0	0	0	0	0	0	0
Low Mod	0	0	0	0	0	0	0	0
Moderate	0	0	0	0	0	0	0	0
Non Low Moderate	0	0	0	0	0	0	0	0
<b>Total</b>	<b>0</b>	<b>0</b>	<b>0</b>	<b>0</b>	<b>0</b>	<b>0</b>	<b>0</b>	<b>0</b>
Percent Low/Mod								

### Annual Accomplishments

No data returned for this view. This might be because the applied filter excludes all data.



## City of Conway, Arkansas Consolidated Annual Performance Evaluation Report



U.S. Department of Housing and Urban Development  
Office of Community Planning and Development  
Integrated Disbursement and Information System  
CDBG Activity Summary Report (GPR) for Program Year 2022  
CONWAY

Date: 25-Aug-2023  
Time: 15:40  
Page: 30

---

Total Funded Amount:	\$2,213,343.28
Total Drawn Thru Program Year:	\$2,189,314.04
Total Drawn In Program Year:	\$1,448,032.30



City of Conway, Arkansas Consolidated Annual Performance Evaluation Report

**2022 PR-26 -CDBG**



## City of Conway, Arkansas Consolidated Annual Performance Evaluation Report

	Office of Community Planning and Development	DATE: 08-31-23
	U.S. Department of Housing and Urban Development	TIME: 12:29
	Integrated Disbursement and Information System	PAGE: 1
	PR26 - CDBG Financial Summary Report	
Program Year 2022		
CONWAY, AR		

### PART I: SUMMARY OF CDBG RESOURCES

01 UNEXPENDED CDBG FUNDS AT END OF PREVIOUS PROGRAM YEAR	0.00
02 ENTITLEMENT GRANT	481,835.00
03 SURPLUS URBAN RENEWAL	0.00
04 SECTION 108 GUARANTEED LOAN FUNDS	0.00
05 CURRENT YEAR PROGRAM INCOME	0.00
05a CURRENT YEAR SECTION 108 PROGRAM INCOME (FOR SI TYPE)	0.00
06 FUNDS RETURNED TO THE LINE-OF-CREDIT	0.00
06a FUNDS RETURNED TO THE LOCAL CDBG ACCOUNT	0.00
07 ADJUSTMENT TO COMPUTE TOTAL AVAILABLE	0.00
08 TOTAL AVAILABLE (SUM, LINES 01-07)	481,835.00

### PART II: SUMMARY OF CDBG EXPENDITURES

09 DISBURSEMENTS OTHER THAN SECTION 108 REPAYMENTS AND PLANNING/ADMINISTRATION	940,892.27
10 ADJUSTMENT TO COMPUTE TOTAL AMOUNT SUBJECT TO LOW/MOD BENEFIT	0.00
11 AMOUNT SUBJECT TO LOW/MOD BENEFIT (LINE 09 + LINE 10)	940,892.27
12 DISBURSED IN IDIS FOR PLANNING/ADMINISTRATION	75,491.11
13 DISBURSED IN IDIS FOR SECTION 108 REPAYMENTS	0.00
14 ADJUSTMENT TO COMPUTE TOTAL EXPENDITURES	0.00
15 TOTAL EXPENDITURES (SUM, LINES 11-14)	1,016,383.38
16 UNEXPENDED BALANCE (LINE 08 - LINE 15)	(534,548.38)

### PART III: LOW/MOD BENEFIT THIS REPORTING PERIOD

17 EXPENDED FOR LOW/MOD HOUSING IN SPECIAL AREAS	0.00
18 EXPENDED FOR LOW/MOD MULTI-UNIT HOUSING	0.00
19 DISBURSED FOR OTHER LOW/MOD ACTIVITIES	940,892.27
20 ADJUSTMENT TO COMPUTE TOTAL LOW/MOD CREDIT	0.00
21 TOTAL LOW/MOD CREDIT (SUM, LINES 17-20)	940,892.27
22 PERCENT LOW/MOD CREDIT (LINE 21/LINE 11)	100.00%

### LOW/MOD BENEFIT FOR MULTI-YEAR CERTIFICATIONS

23 PROGRAM YEARS(PY) COVERED IN CERTIFICATION	PY: PY: PY:
24 CUMULATIVE NET EXPENDITURES SUBJECT TO LOW/MOD BENEFIT CALCULATION	0.00
25 CUMULATIVE EXPENDITURES BENEFITTING LOW/MOD PERSONS	0.00
26 PERCENT BENEFIT TO LOW/MOD PERSONS (LINE 25/LINE 24)	0.00%

### PART IV: PUBLIC SERVICE (PS) CAP CALCULATIONS

27 DISBURSED IN IDIS FOR PUBLIC SERVICES	72,275.00
28 PS UNLIQUIDATED OBLIGATIONS AT END OF CURRENT PROGRAM YEAR	0.00
29 PS UNLIQUIDATED OBLIGATIONS AT END OF PREVIOUS PROGRAM YEAR	0.00
30 ADJUSTMENT TO COMPUTE TOTAL PS OBLIGATIONS	0.00
31 TOTAL PS OBLIGATIONS (LINE 27 + LINE 28 - LINE 29 + LINE 30)	72,275.00
32 ENTITLEMENT GRANT	481,835.00
33 PRIOR YEAR PROGRAM INCOME	0.00
34 ADJUSTMENT TO COMPUTE TOTAL SUBJECT TO PS CAP	0.00
35 TOTAL SUBJECT TO PS CAP (SUM, LINES 32-34)	481,835.00
36 PERCENT FUNDS OBLIGATED FOR PS ACTIVITIES (LINE 31/LINE 35)	15.00%

### PART V: PLANNING AND ADMINISTRATION (PA) CAP

37 DISBURSED IN IDIS FOR PLANNING/ADMINISTRATION	75,491.11
38 PA UNLIQUIDATED OBLIGATIONS AT END OF CURRENT PROGRAM YEAR	0.00
39 PA UNLIQUIDATED OBLIGATIONS AT END OF PREVIOUS PROGRAM YEAR	0.00
40 ADJUSTMENT TO COMPUTE TOTAL PA OBLIGATIONS	0.00
41 TOTAL PA OBLIGATIONS (LINE 37 + LINE 38 - LINE 39 + LINE 40)	75,491.11
42 ENTITLEMENT GRANT	481,835.00
43 CURRENT YEAR PROGRAM INCOME	0.00
44 ADJUSTMENT TO COMPUTE TOTAL SUBJECT TO PA CAP	0.00
45 TOTAL SUBJECT TO PA CAP (SUM, LINES 42-44)	481,835.00
46 PERCENT FUNDS OBLIGATED FOR PA ACTIVITIES (LINE 41/LINE 45)	15.67%



## City of Conway, Arkansas Consolidated Annual Performance Evaluation Report

	Office of Community Planning and Development		DATE:	06-31-23
	U.S. Department of Housing and Urban Development		TIME:	12:29
	Integrated Disbursement and Information System		PAGE:	2
	PR26 - COBG Financial Summary Report			
	Program Year 2022			
	CONWAY, AR			

### LINE 17 DETAIL: ACTIVITIES TO CONSIDER IN DETERMINING THE AMOUNT TO ENTER ON LINE 17

No data returned for this view. This might be because the applied filter excludes all data.

### LINE 18 DETAIL: ACTIVITIES TO CONSIDER IN DETERMINING THE AMOUNT TO ENTER ON LINE 18

No data returned for this view. This might be because the applied filter excludes all data.

### LINE 19 DETAIL: ACTIVITIES INCLUDED IN THE COMPUTATION OF LINE 19

Plan Year	IDIS Project	IDIS Activity	Voucher Number	Activity Name	Matrix Code	National Objective	Drawn Amount
2019	6	256	6652193	Overnight Emergency Shelter	03C	LMC	\$46,550.00
2019	6	256	6652658	Overnight Emergency Shelter	03C	LMC	\$14,250.00
2019	6	256	6657831	Overnight Emergency Shelter	03C	LMC	\$9,280.00
2019	6	256	6669525	Overnight Emergency Shelter	03C	LMC	\$1,697.10
2019	6	256	6669526	Overnight Emergency Shelter	03C	LMC	\$1,449.60
2019	6	256	6669528	Overnight Emergency Shelter	03C	LMC	\$6,452.50
2019	6	256	6670139	Overnight Emergency Shelter	03C	LMC	\$44,588.29
2021	6	274	6679347	2021 Overnight Emergency Shelter	03C	LMC	\$43,398.29
2021	6	274	6681288	2021 Overnight Emergency Shelter	03C	LMC	\$5,452.50
2021	6	274	6681302	2021 Overnight Emergency Shelter	03C	LMC	\$983.11
2021	6	274	6694610	2021 Overnight Emergency Shelter	03C	LMC	\$198,550.00
2021	6	274	6694618	2021 Overnight Emergency Shelter	03C	LMC	\$2,745.00
2021	6	274	6694623	2021 Overnight Emergency Shelter	03C	LMC	\$1,999.84
2021	6	274	6704727	2021 Overnight Emergency Shelter	03C	LMC	\$1,495.00
2021	6	274	6704734	2021 Overnight Emergency Shelter	03C	LMC	\$62,641.13
2022	5	280	6704770	2022 Overnight Emergency Shelter	03C	LMC	\$291,035.32
2022	5	280	6714681	2022 Overnight Emergency Shelter	03C	LMC	\$1,268.75
2022	5	280	6723443	2022 Overnight Emergency Shelter	03C	LMC	\$20,888.93
2022	5	280	6787039	2022 Overnight Emergency Shelter	03C	LMC	\$113,891.91
					<b>03C</b>	<b>Matrix Code</b>	<b>\$868,617.27</b>
2022	2	277	6703079	2022 Boys & Girls Club Transportation	05E	LMC	\$4,876.06
2022	2	277	6736790	2022 Boys & Girls Club Transportation	05E	LMC	\$26,882.94
2022	3	278	6715260	2022 Faulkner County Council on Aging	05E	LMC	\$7,000.00
2022	3	278	6724888	2022 Faulkner County Council on Aging	05E	LMC	\$8,000.00
2022	3	278	6757261	2022 Faulkner County Council on Aging	05E	LMC	\$7,758.00
2022	4	279	6704383	2022 Independent Living Service Transportation	05E	LMC	\$1,692.58
2022	4	279	6733352	2022 Independent Living Service Transportation	05E	LMC	\$12,839.75
2022	4	279	6747961	2022 Independent Living Service Transportation	05E	LMC	\$3,225.67
					<b>05E</b>	<b>Matrix Code</b>	<b>\$72,275.00</b>
<b>Total</b>							<b>\$940,892.27</b>

### LINE 27 DETAIL: ACTIVITIES INCLUDED IN THE COMPUTATION OF LINE 27

Plan Year	IDIS Project	IDIS Activity	Voucher Number	Activity to prevent, prepare for, and respond to Coronavirus	Activity Name	Grant Number	Fund Type	Matrix Code	National Objective	Drawn Amount
2022	2	277	6703079	No	2022 Boys & Girls Club Transportation	B22MC050010	EN	05E	LMC	\$4,876.06
2022	2	277	6736790	No	2022 Boys & Girls Club Transportation	B22MC050010	EN	05E	LMC	\$26,882.94
2022	3	278	6715260	No	2022 Faulkner County Council on Aging	B22MC050010	EN	05E	LMC	\$7,000.00
2022	3	278	6724888	No	2022 Faulkner County Council on Aging	B22MC050010	EN	05E	LMC	\$8,000.00
2022	3	278	6757261	No	2022 Faulkner County Council on Aging	B22MC050010	EN	05E	LMC	\$7,758.00
2022	4	279	6704383	No	2022 Independent Living Service Transportation	B22MC050010	EN	05E	LMC	\$1,692.58
2022	4	279	6733352	No	2022 Independent Living Service Transportation	B22MC050010	EN	05E	LMC	\$12,839.75
2022	4	279	6747961	No	2022 Independent Living Service Transportation	B22MC050010	EN	05E	LMC	\$3,225.67
								<b>05E</b>	<b>Matrix Code</b>	<b>\$72,275.00</b>
										<b>\$72,275.00</b>
<b>Total</b>					<b>No</b>	<b>Activity to prevent, prepare for, and respond to Coronavirus</b>				<b>\$72,275.00</b>





## City of Conway, Arkansas Consolidated Annual Performance Evaluation Report

	Office of Community Planning and Development	DATE:	08-31-23
	U.S. Department of Housing and Urban Development	TIME:	12:29
	Integrated Disbursement and Information System	PAGE:	3
	PR26 - CDBG Financial Summary Report		
	Program Year 2022		
	CONWAY, AR		

### LINE 37 DETAIL: ACTIVITIES INCLUDED IN THE COMPUTATION OF LINE 37

Plan Year	IDIS Project	IDIS Activity	Voucher Number	Activity Name	Matrix Code	National Objective	Drawn Amount
2021	1	270	6650593	Administration	21A		\$420.00
2021	1	270	6650595	Administration	21A		\$50.00
2021	1	270	6651520	Administration	21A		\$536.10
2021	1	270	6651522	Administration	21A		\$525.45
2021	1	270	6652188	Administration	21A		\$1,621.80
2022	1	276	6686914	2022 Administration	21A		\$2,820.96
2022	1	276	6686915	2022 Administration	21A		\$2,820.96
2022	1	276	6686918	2022 Administration	21A		\$4,097.96
2022	1	276	6694643	2022 Administration	21A		\$240.20
2022	1	276	6694644	2022 Administration	21A		\$570.00
2022	1	276	6694645	2022 Administration	21A		\$854.40
2022	1	276	6697782	2022 Administration	21A		\$2,820.94
2022	1	276	6700447	2022 Administration	21A		\$349.06
2022	1	276	6700452	2022 Administration	21A		\$401.50
2022	1	276	6704274	2022 Administration	21A		\$1,814.16
2022	1	276	6708006	2022 Administration	21A		\$2,820.94
2022	1	276	6709636	2022 Administration	21A		\$209.00
2022	1	276	6709640	2022 Administration	21A		\$61.91
2022	1	276	6709643	2022 Administration	21A		\$1,030.00
2022	1	276	6716795	2022 Administration	21A		\$2,870.64
2022	1	276	6720737	2022 Administration	21A		\$691.92
2022	1	276	6723745	2022 Administration	21A		\$385.50
2022	1	276	6724253	2022 Administration	21A		\$242.60
2022	1	276	6727638	2022 Administration	21A		\$2,879.62
2022	1	276	6733104	2022 Administration	21A		\$425.25
2022	1	276	6733105	2022 Administration	21A		\$390.90
2022	1	276	6733112	2022 Administration	21A		\$1,837.76
2022	1	276	6738343	2022 Administration	21A		\$2,943.46
2022	1	276	6753968	2022 Administration	21A		\$216.20
2022	1	276	6755509	2022 Administration	21A		\$4,284.33
2022	1	276	6765912	2022 Administration	21A		\$2,943.46
2022	1	276	6771591	2022 Administration	21A		\$1,096.92
2022	1	276	6771624	2022 Administration	21A		\$651.24
2022	1	276	6771627	2022 Administration	21A		\$1,350.00
2022	1	276	6771657	2022 Administration	21A		\$12,200.00
2022	1	276	6771680	2022 Administration	21A		\$12,500.00
2022	1	276	6772714	2022 Administration	21A		\$51.50
2022	1	276	6775096	2022 Administration	21A		\$2,943.47
2022	1	276	6778551	2022 Administration	21A		\$310.50
2022	1	276	6778552	2022 Administration	21A		\$310.50
<b>Total</b>					<b>21A</b>	<b>Matrix Code</b>	<b>\$75,491.11</b>
							<b>\$75,491.11</b>



City of Conway, Arkansas Consolidated Annual Performance Evaluation Report

## **2022 PR-26 -CDBG-CV**



## City of Conway, Arkansas Consolidated Annual Performance Evaluation Report



Office of Community Planning and Development  
U.S. Department of Housing and Urban Development  
Integrated Disbursement and Information System  
PR26 - CDBG-CV Financial Summary Report  
CONWAY, AR

DATE: 09-28-22  
TIME: 13:46  
PAGE: 1

### PART I: SUMMARY OF CDBG-CV RESOURCES

01 CDBG-CV GRANT	604,543.00
02 FUNDS RETURNED TO THE LINE-OF-CREDIT	0.00
03 FUNDS RETURNED TO THE LOCAL CDBG ACCOUNT	0.00
04 TOTAL AVAILABLE (SUM, LINES 01-03)	604,543.00

### PART II: SUMMARY OF CDBG-CV EXPENDITURES

05 DISBURSEMENTS OTHER THAN SECTION 108 REPAYMENTS AND PLANNING/ADMINISTRATION	172,894.08
06 DISBURSED IN IDIS FOR PLANNING/ADMINISTRATION	0.00
07 DISBURSED IN IDIS FOR SECTION 108 REPAYMENTS	0.00
08 TOTAL EXPENDITURES (SUM, LINES 05 - 07)	172,894.08
09 UNEXPENDED BALANCE (LINE 04 - LINE 8 )	431,648.92

### PART III: LOW/MOD BENEFIT FOR THE CDBG-CV GRANT

10 EXPENDED FOR LOW/MOD HOUSING IN SPECIAL AREAS	0.00
11 EXPENDED FOR LOW/MOD MULTI-UNIT HOUSING	0.00
12 DISBURSED FOR OTHER LOW/MOD ACTIVITIES	172,894.08
13 TOTAL LOW/MOD CREDIT (SUM, LINES 10 - 12)	172,894.08
14 AMOUNT SUBJECT TO LOW/MOD BENEFIT (LINE 05)	172,894.08
15 PERCENT LOW/MOD CREDIT (LINE 13/LINE 14)	100.00%

### PART IV: PUBLIC SERVICE (PS) CALCULATIONS

16 DISBURSED IN IDIS FOR PUBLIC SERVICES	100,000.00
17 CDBG-CV GRANT	604,543.00
18 PERCENT OF FUNDS DISBURSED FOR PS ACTIVITIES (LINE 16/LINE 17)	16.54%

### PART V: PLANNING AND ADMINISTRATION (PA) CAP

19 DISBURSED IN IDIS FOR PLANNING/ADMINISTRATION	0.00
20 CDBG-CV GRANT	604,543.00
21 PERCENT OF FUNDS DISBURSED FOR PA ACTIVITIES (LINE 19/LINE 20)	0.00%





## City of Conway, Arkansas Consolidated Annual Performance Evaluation Report



Office of Community Planning and Development  
U.S. Department of Housing and Urban Development  
Integrated Disbursement and Information System  
PR26 - CDBG-CV Financial Summary Report  
CONWAY, AR

DATE: 09-28-22  
TIME: 13:46  
PAGE: 2

### LINE 10 DETAIL: ACTIVITIES TO CONSIDER IN DETERMINING THE AMOUNT TO ENTER ON LINE 10

Report returned no data.

### LINE 11 DETAIL: ACTIVITIES TO CONSIDER IN DETERMINING THE AMOUNT TO ENTER ON LINE 11


Report returned no data.

### LINE 12 DETAIL: ACTIVITIES INCLUDED IN THE COMPUTATION OF LINE 12

Plan Year	IDIS Project	IDIS Activity	Voucher Number	Activity Name	Matrix Code	National Objective	Drawn Amount
2019	6	256	6467396	Overnight Emergency Shelter	03C	LMC	\$965.68
			6472214	Overnight Emergency Shelter	03C	LMC	\$4,387.00
			6472219	Overnight Emergency Shelter	03C	LMC	\$7,533.00
			6670151	Overnight Emergency Shelter	03C	LMC	\$176,761.71
			6675225	Overnight Emergency Shelter	03C	LMC	\$14,900.50
	7	257	6440953	COVID-19 Small Business Emergency Grant	18A	LMJ	\$10,000.00
			6442883	COVID-19 Small Business Emergency Grant	18A	LMJ	\$10,000.00
			6442884	COVID-19 Small Business Emergency Grant	18A	LMJ	\$10,000.00
			6442885	COVID-19 Small Business Emergency Grant	18A	LMJ	\$10,000.00
			6448236	COVID-19 Small Business Emergency Grant	18A	LMJ	\$10,000.00
			6448241	COVID-19 Small Business Emergency Grant	18A	LMJ	\$10,000.00
			6476701	COVID-19 Small Business Emergency Grant	18A	LMJ	\$8.40
	8	261	6416371	COVID-19 Rental and Utility Assistance	05Q	LMCSV	\$2,010.78
			6418075	COVID-19 Rental and Utility Assistance	05Q	LMCSV	\$2,775.00
			6418079	COVID-19 Rental and Utility Assistance	05Q	LMCSV	\$1,050.00
			6418437	COVID-19 Rental and Utility Assistance	05Q	LMCSV	\$375.14
			6418697	COVID-19 Rental and Utility Assistance	05Q	LMCSV	\$1,370.00
			6418701	COVID-19 Rental and Utility Assistance	05Q	LMCSV	\$1,865.00
			6418732	COVID-19 Rental and Utility Assistance	05Q	LMCSV	\$3,225.00
			6419527	COVID-19 Rental and Utility Assistance	05Q	LMCSV	\$1,780.00
			6419795	COVID-19 Rental and Utility Assistance	05Q	LMCSV	\$206.08
			6420033	COVID-19 Rental and Utility Assistance	05Q	LMCSV	\$2,029.98
			6421204	COVID-19 Rental and Utility Assistance	05Q	LMCSV	\$2,091.65
			6421219	COVID-19 Rental and Utility Assistance	05Q	LMCSV	\$2,193.98
			6421220	COVID-19 Rental and Utility Assistance	05Q	LMCSV	\$1,950.00
			6421223	COVID-19 Rental and Utility Assistance	05Q	LMCSV	\$2,550.00
			6423389	COVID-19 Rental and Utility Assistance	05Q	LMCSV	\$502.03
			6423392	COVID-19 Rental and Utility Assistance	05Q	LMCSV	\$1,575.00
			6423394	COVID-19 Rental and Utility Assistance	05Q	LMCSV	\$1,560.00
			6423398	COVID-19 Rental and Utility Assistance	05Q	LMCSV	\$1,200.00
			6423401	COVID-19 Rental and Utility Assistance	05Q	LMCSV	\$1,950.00
			6423403	COVID-19 Rental and Utility Assistance	05Q	LMCSV	\$1,111.28
			6426669	COVID-19 Rental and Utility Assistance	05Q	LMCSV	\$1,050.00
			6426671	COVID-19 Rental and Utility Assistance	05Q	LMCSV	\$3,150.00
			6426809	COVID-19 Rental and Utility Assistance	05Q	LMCSV	\$2,310.00
			6426814	COVID-19 Rental and Utility Assistance	05Q	LMCSV	\$2,250.00
			6427758	COVID-19 Rental and Utility Assistance	05Q	LMCSV	\$2,640.00
			6427768	COVID-19 Rental and Utility Assistance	05Q	LMCSV	\$2,850.00
			6427770	COVID-19 Rental and Utility Assistance	05Q	LMCSV	\$2,490.00
			6427775	COVID-19 Rental and Utility Assistance	05Q	LMCSV	\$1,545.00
			6427778	COVID-19 Rental and Utility Assistance	05Q	LMCSV	\$2,445.00
			6427779	COVID-19 Rental and Utility Assistance	05Q	LMCSV	\$2,475.00
			6427781	COVID-19 Rental and Utility Assistance	05Q	LMCSV	\$1,275.00
			6427784	COVID-19 Rental and Utility Assistance	05Q	LMCSV	\$3,750.00
			6427793	COVID-19 Rental and Utility Assistance	05Q	LMCSV	\$1,650.00
			6427795	COVID-19 Rental and Utility Assistance	05Q	LMCSV	\$1,275.00
			6427797	COVID-19 Rental and Utility Assistance	05Q	LMCSV	\$3,300.00
			6427805	COVID-19 Rental and Utility Assistance	05Q	LMCSV	\$1,650.00
			6432200	COVID-19 Rental and Utility Assistance	05Q	LMCSV	\$2,445.00
			6432201	COVID-19 Rental and Utility Assistance	05Q	LMCSV	\$3,000.00
			6432207	COVID-19 Rental and Utility Assistance	05Q	LMCSV	\$1,275.00



## City of Conway, Arkansas Consolidated Annual Performance Evaluation Report



Office of Community Planning and Development  
U.S. Department of Housing and Urban Development  
Integrated Disbursement and Information System  
PR26 - CDBG-CV Financial Summary Report  
CONWAY, AR

DATE: 09-28-22  
TIME: 13:46  
PAGE: 3


Plan Year	IDIS Project	IDIS Activity	Voucher Number	Activity Name	Matrix Code	National Objective	Drawn Amount
2019	8	261	6432209	COVID-19 Rental and Utility Assistance	05Q	LMCSV	\$2,400.00
			6432213	COVID-19 Rental and Utility Assistance	05Q	LMCSV	\$1,800.00
			6432215	COVID-19 Rental and Utility Assistance	05Q	LMCSV	\$2,625.00
			6432221	COVID-19 Rental and Utility Assistance	05Q	LMCSV	\$1,275.00
			6433523	COVID-19 Rental and Utility Assistance	05Q	LMCSV	\$2,475.00
			6433525	COVID-19 Rental and Utility Assistance	05Q	LMCSV	\$431.98
			6433537	COVID-19 Rental and Utility Assistance	05Q	LMCSV	\$2,850.00
			6433553	COVID-19 Rental and Utility Assistance	05Q	LMCSV	\$1,950.00
			6433557	COVID-19 Rental and Utility Assistance	05Q	LMCSV	\$261.70
			6433574	COVID-19 Rental and Utility Assistance	05Q	LMCSV	\$142.77
			6433579	COVID-19 Rental and Utility Assistance	05Q	LMCSV	\$1,311.49
			6490857	COVID-19 Rental and Utility Assistance	05Q	LMCSV	\$6,281.14
<b>Total</b>							<b>\$364,556.29</b>

### LINE 16 DETAIL: ACTIVITIES INCLUDED IN THE COMPUTATION OF LINE 16

Plan Year	IDIS Project	IDIS Activity	Voucher Number	Activity Name	Matrix Code	National Objective	Drawn Amount
2019	8	261	6416371	COVID-19 Rental and Utility Assistance	05Q	LMCSV	\$2,010.78
			6418075	COVID-19 Rental and Utility Assistance	05Q	LMCSV	\$2,775.00
			6418079	COVID-19 Rental and Utility Assistance	05Q	LMCSV	\$1,050.00
			6418437	COVID-19 Rental and Utility Assistance	05Q	LMCSV	\$375.14
			6418697	COVID-19 Rental and Utility Assistance	05Q	LMCSV	\$1,370.00
			6418701	COVID-19 Rental and Utility Assistance	05Q	LMCSV	\$1,865.00
			6418732	COVID-19 Rental and Utility Assistance	05Q	LMCSV	\$3,225.00
			6419527	COVID-19 Rental and Utility Assistance	05Q	LMCSV	\$1,780.00
			6419796	COVID-19 Rental and Utility Assistance	05Q	LMCSV	\$206.08
			6420033	COVID-19 Rental and Utility Assistance	05Q	LMCSV	\$2,029.98
			6421204	COVID-19 Rental and Utility Assistance	05Q	LMCSV	\$2,091.65
			6421219	COVID-19 Rental and Utility Assistance	05Q	LMCSV	\$2,193.98
			6421220	COVID-19 Rental and Utility Assistance	05Q	LMCSV	\$1,950.00
			6421223	COVID-19 Rental and Utility Assistance	05Q	LMCSV	\$2,550.00
			6423389	COVID-19 Rental and Utility Assistance	05Q	LMCSV	\$502.03
			6423392	COVID-19 Rental and Utility Assistance	05Q	LMCSV	\$1,575.00
			6423394	COVID-19 Rental and Utility Assistance	05Q	LMCSV	\$1,560.00
			6423398	COVID-19 Rental and Utility Assistance	05Q	LMCSV	\$1,200.00
			6423401	COVID-19 Rental and Utility Assistance	05Q	LMCSV	\$1,950.00
			6423403	COVID-19 Rental and Utility Assistance	05Q	LMCSV	\$1,111.28
			6426689	COVID-19 Rental and Utility Assistance	05Q	LMCSV	\$1,050.00
			6426671	COVID-19 Rental and Utility Assistance	05Q	LMCSV	\$3,150.00
			6426809	COVID-19 Rental and Utility Assistance	05Q	LMCSV	\$2,310.00
			6426814	COVID-19 Rental and Utility Assistance	05Q	LMCSV	\$2,250.00
			6427758	COVID-19 Rental and Utility Assistance	05Q	LMCSV	\$2,640.00
			6427768	COVID-19 Rental and Utility Assistance	05Q	LMCSV	\$2,850.00
			6427770	COVID-19 Rental and Utility Assistance	05Q	LMCSV	\$2,490.00
			6427775	COVID-19 Rental and Utility Assistance	05Q	LMCSV	\$1,545.00
			6427778	COVID-19 Rental and Utility Assistance	05Q	LMCSV	\$2,445.00
			6427779	COVID-19 Rental and Utility Assistance	05Q	LMCSV	\$2,475.00
			6427781	COVID-19 Rental and Utility Assistance	05Q	LMCSV	\$1,275.00
			6427784	COVID-19 Rental and Utility Assistance	05Q	LMCSV	\$3,750.00
			6427793	COVID-19 Rental and Utility Assistance	05Q	LMCSV	\$1,650.00
			6427795	COVID-19 Rental and Utility Assistance	05Q	LMCSV	\$1,275.00
			6427797	COVID-19 Rental and Utility Assistance	05Q	LMCSV	\$3,300.00
			6427805	COVID-19 Rental and Utility Assistance	05Q	LMCSV	\$1,650.00
			6432200	COVID-19 Rental and Utility Assistance	05Q	LMCSV	\$2,445.00
			6432201	COVID-19 Rental and Utility Assistance	05Q	LMCSV	\$3,000.00
			6432207	COVID-19 Rental and Utility Assistance	05Q	LMCSV	\$1,275.00
			6432209	COVID-19 Rental and Utility Assistance	05Q	LMCSV	\$2,400.00
			6432213	COVID-19 Rental and Utility Assistance	05Q	LMCSV	\$1,800.00
			6432215	COVID-19 Rental and Utility Assistance	05Q	LMCSV	\$2,625.00



## City of Conway, Arkansas Consolidated Annual Performance Evaluation Report



Office of Community Planning and Development

U.S. Department of Housing and Urban Development

Integrated Disbursement and Information System

PR26 - CDBG-CV Financial Summary Report

CONWAY, AR

DATE: 09-28-22

TIME: 13:46

PAGE: 4

Plan Year	IDIS Project	IDIS Activity	Voucher Number	Activity Name	Matrix Code	National Objective	Drawn Amount
2019	8	261	6432221	COVID-19 Rental and Utility Assistance	05Q	LMCSV	\$1,275.00
			6433523	COVID-19 Rental and Utility Assistance	05Q	LMCSV	\$2,475.00
			6433525	COVID-19 Rental and Utility Assistance	05Q	LMCSV	\$431.98
			6433537	COVID-19 Rental and Utility Assistance	05Q	LMCSV	\$2,850.00
			6433553	COVID-19 Rental and Utility Assistance	05Q	LMCSV	\$1,950.00
			6433557	COVID-19 Rental and Utility Assistance	05Q	LMCSV	\$261.70
			6433574	COVID-19 Rental and Utility Assistance	05Q	LMCSV	\$142.77
			6433579	COVID-19 Rental and Utility Assistance	05Q	LMCSV	\$1,311.49
			6490857	COVID-19 Rental and Utility Assistance	05Q	LMCSV	\$6,281.14
Total							\$100,000.00

### LINE 19 DETAIL: ACTIVITIES INCLUDED IN THE COMPUTATION OF LINE 19

Report returned no data.